

# CANVAS FOR ELEMENTARY BASICS GUIDE



**Table of Contents**

Canvas for Elementary Features.....	3
Canvas for Elementary FAQ.....	4
What is Canvas for Elementary? .....	7
What is the Homeroom? .....	9
What is a subject? .....	12
What is the Schedule? .....	15
What are Important Dates?.....	17

## Canvas for Elementary Features

## Canvas for Elementary FAQ

This document includes some of the most frequently asked questions about Canvas for Elementary.

### How do I enable Canvas for Elementary?

Admins can enable the Canvas for Elementary setting for specific sub-accounts. [View how to enable Canvas for Elementary in a sub-account](#).

### Can I enable Canvas for Elementary for secondary school (6-12) sub-accounts?

Canvas for Elementary is intended for K-5 users; however, it can be enabled for any school's sub-account.

### When will upcoming features be available?

See [Canvas for Elementary Releases](#) for the projected feature release timeline.

### Are all features available in the Canvas Student App?

The Canvas Mobile team is working to provide as many of these features as possible within the Canvas Student app. Please watch [the Canvas for Elementary group](#) for updated information, mobile designs, and release timelines.

### What is the recommended set up for Canvas for Elementary?

We recommend that every teacher have a dedicated course for their Homeroom. Once a course is designated as a homeroom course, functionality is limited to the items that are needed to manage the content on the dashboard.

We also recommend that teachers have a separate course for every subject that they teach so they display as a subject card on the dashboard for students. This will help the teacher to keep their content and grading organized and will help focus students.

### What is the recommended SIS course structure?

We recommend having separate courses for each subject. To create separate courses in Canvas, keep student enrollments current and allow teachers to manage course subject content. Provision data from your SIS to have separate courses or sections sync from your SIS to Canvas for each subject if possible. If you are not able to sync from your SIS, you may be able to create courses manually if allowed by your institution's Canvas admin. If course subjects are created manually, course enrollments must be managed manually as well. However, we are exploring options to help manage enrollments automatically.

## How do I designate homeroom courses when importing SIS files?

When [importing a courses csv file](#), you can designate homeroom courses using a "homeroom\_course" column.

## Does Canvas for Elementary work with blueprint courses?

Yes. Individual subject courses can be synced with a blueprint course. We recommend creating the blueprint course in a sub-account that has Canvas for Elementary enabled so you can use student view and/or act as a student. When using a blueprint course as a homeroom, be sure to [enable the homeroom setting](#).

## How are subject cards created on the Homeroom Dashboard?

Subject cards are created for published subjects in which a student is enrolled.

## Can students view manually-created courses on the Homeroom Dashboard?

If the course has been published and the student is enrolled in the course, it displays on the Homeroom Dashboard.

## How do I designate a course as the homeroom course?

A course can be designated as the homeroom course in course settings. [View how to designate a course as the homeroom course](#).

## Can Canvas for Elementary courses be taught by various instructors?

Yes. Course subjects can be taught by one or multiple instructors.

## How will teachers view changes in a Canvas for Elementary course?

For the time being, not much will change from the teacher view. Canvas for Elementary course teachers can use student view to see what displays for students.

## How long does a Homeroom or Subject announcement display?

The Homeroom and subject pages display the most recent Homeroom or subject announcement, if one has been added in the last two weeks. Previously posted announcements can be accessed using the Previous button.

## Can I use module prerequisites and requirements for a Canvas for Elementary subject?

Yes. All prerequisites, requirements, and availability dates will be honored if set.

## What conferencing tools are supported in the Schedule tab?

In future updates, teachers can add online class meetings to the schedule. Our goal is to support as many tools as possible with this functionality, including Zoom, Teams, Google Meet, and BBB.

## Where will LTI tools linked in course navigation appear in Canvas for Elementary subjects?

In future updates, LTI tools that typically show in the Course Navigation will show as a tab in that subject.

## How are resources added to the Dashboard Resources tab?

The [Important Info section is populated by the homeroom teacher](#). LTI tools enabled for the sub-account will display to students in the Student Applications section.

If content is not added to the Important Info section, the Important Info section does not display. Similarly, if LTI tools have not been enabled, the Student Applications section does not display.

## How are important dates determined?

Instructors can use the [Mark as important date and show on homeroom sidebar](#) checkbox to designate an assignment, graded discussion, quiz, and subject event as an important date. Important date items display in the Homeroom sidebar. Differentiated assignments marked with an important date display the due date assigned to the student in the Homeroom sidebar.

## How are items completed in the schedule?

Online assignments are checked off as soon as the assignment is submitted. On paper and no submissions assignments must be manually checked off in the schedule by the student.

## Can I hide the Grades tab in a subject or on the Homeroom Dashboard?

Instructors can hide a subject's Grades tab using [course navigation settings](#). Once a subject's Grades tab has been hidden, grades for that subject do not display on the Homeroom Grades tab.

If the Grades tab is removed for all subjects a student is enrolled in, the Homeroom Grades tab does not display.

## Can I hide the Resources tab in a subject or on the Homeroom Dashboard?

The Resources tab cannot be hidden on the Homeroom Dashboard.

A subject's Resources tab is automatically hidden if the subject does not include any external applications and does not have information included in the [Important Info](#) section.

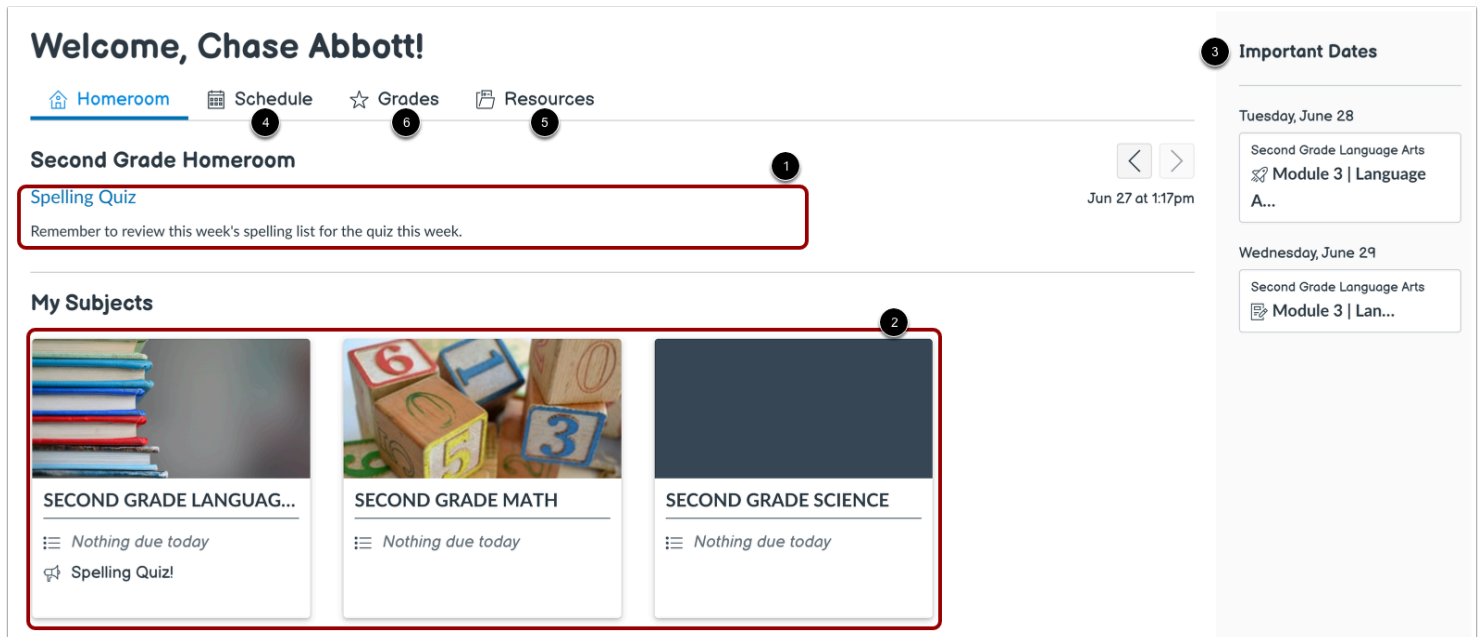
## What is Canvas for Elementary?

Canvas for Elementary is a Canvas setting that displays a simplified interface and experience designed for young learners.

The Canvas for Elementary setting can be enabled at a school's account or sub-account level. When enabled, the Canvas for Elementary interface displays to all users enrolled in at least one active subject within the account or sub-account.

When enabled, users enrolled in Canvas for Elementary subjects can view a [homeroom](#) which displays the user's subjects and information or resources that apply to all of their subjects. Within an individual [subject](#), a user can view upcoming tasks and information or resources that apply to that subject.

## What is the Homeroom?



**Welcome, Chase Abbott!**

[Home](#) **Homeroom** [Schedule](#) [Grades](#) [Resources](#)

**Second Grade Homeroom**

**Spelling Quiz**

Remember to review this week's spelling list for the quiz this week.

**My Subjects**

- SECOND GRADE LANGUAGE ARTS**  
Nothing due today  
Spelling Quiz!
- SECOND GRADE MATH**  
Nothing due today
- SECOND GRADE SCIENCE**  
Nothing due today

**Important Dates**

Tuesday, June 28

- Second Grade Language Arts  
Module 3 | Language Arts

Wednesday, June 29

- Second Grade Language Arts  
Module 3 | Language Arts

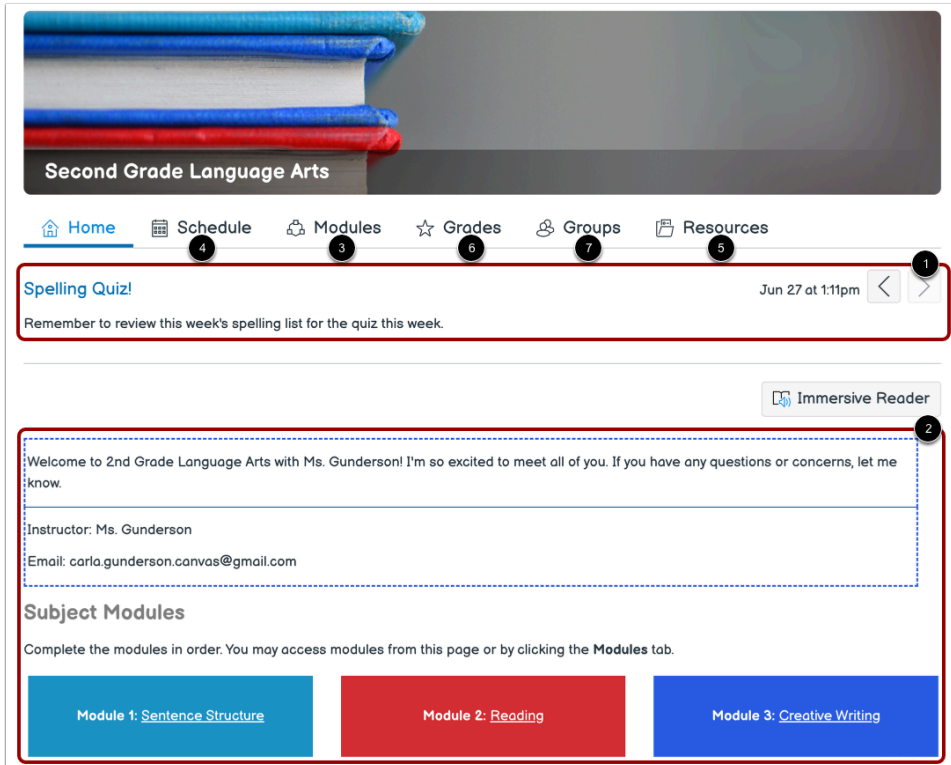
The Homeroom is a course designated by an instructor to act as a home base in which students can view information or resources pertaining to all of their subjects.

Within the homeroom, users can view homeroom announcements [1], their active subjects [2], and [important dates](#) [3].

They can also view a [schedule of this week's tasks and events](#) [4], resources [5], and, if made available by the instructor, subject grades [6].

[Learn more about the Homeroom.](#)

## What is a subject?



The screenshot shows the Canvas interface for a subject titled "Second Grade Language Arts". At the top, there is a navigation bar with tabs: Home (1), Schedule (4), Modules (3), Grades (6), Groups (7), and Resources (5). Below the navigation bar, there is a "Spelling Quiz!" announcement (1) with a reminder to review the week's spelling list. Below the announcement, there is a "Subject Modules" section (2) with a welcome message from Ms. Gunderson, her contact information, and three module buttons: "Module 1: Sentence Structure", "Module 2: Reading", and "Module 3: Creative Writing".

A subject is a course in which holds information pertaining to one topic or subject.

Within a subject, users can view subject-specific announcements [1] and, if added by the instructor, the subject home page [2].

Subject users can also view modules [3], [this week's tasks and events](#) [4], and resources [5].

If made available by the instructor, users can also view subject grades [6] and groups [7].

[Learn more about subjects.](#)

### Notes:

- The Modules, Resources, and Groups tabs may not display if they're not being used in the subject.
- Subject tabs can also be hidden by the instructor.



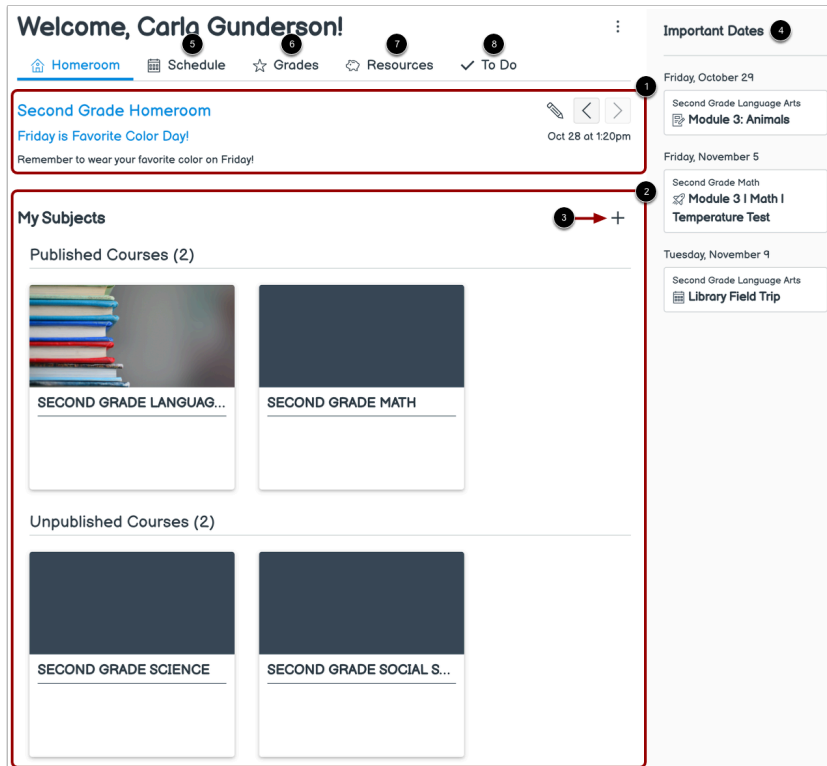
## What is the Homeroom?

*This lesson applies to users at institutions that have enabled the Canvas for Elementary user interface.*

The Homeroom is a dashboard in which users access their active subjects and view information or resources that apply to all of their subjects.

When a course is enabled as the Homeroom, users can also view Homeroom announcements and access resources that have been added to the Homeroom course.

## Instructor View



**Welcome, Carla Gunderson!**

**Second Grade Homeroom**  
 Friday is Favorite Color Day!  
 Remember to wear your favorite color on Friday!

**My Subjects**

Published Courses (2)

- SECOND GRADE LANGUAGE...
- SECOND GRADE MATH

Unpublished Courses (2)

- SECOND GRADE SCIENCE
- SECOND GRADE SOCIAL S...

**Important Dates**

- Friday, October 29  
 Second Grade Language Arts  
 Module 3: Animals
- Friday, November 5  
 Second Grade Math  
 Module 3 | Math I  
 Temperature Test
- Tuesday, November 9  
 Second Grade Language Arts  
 Library Field Trip

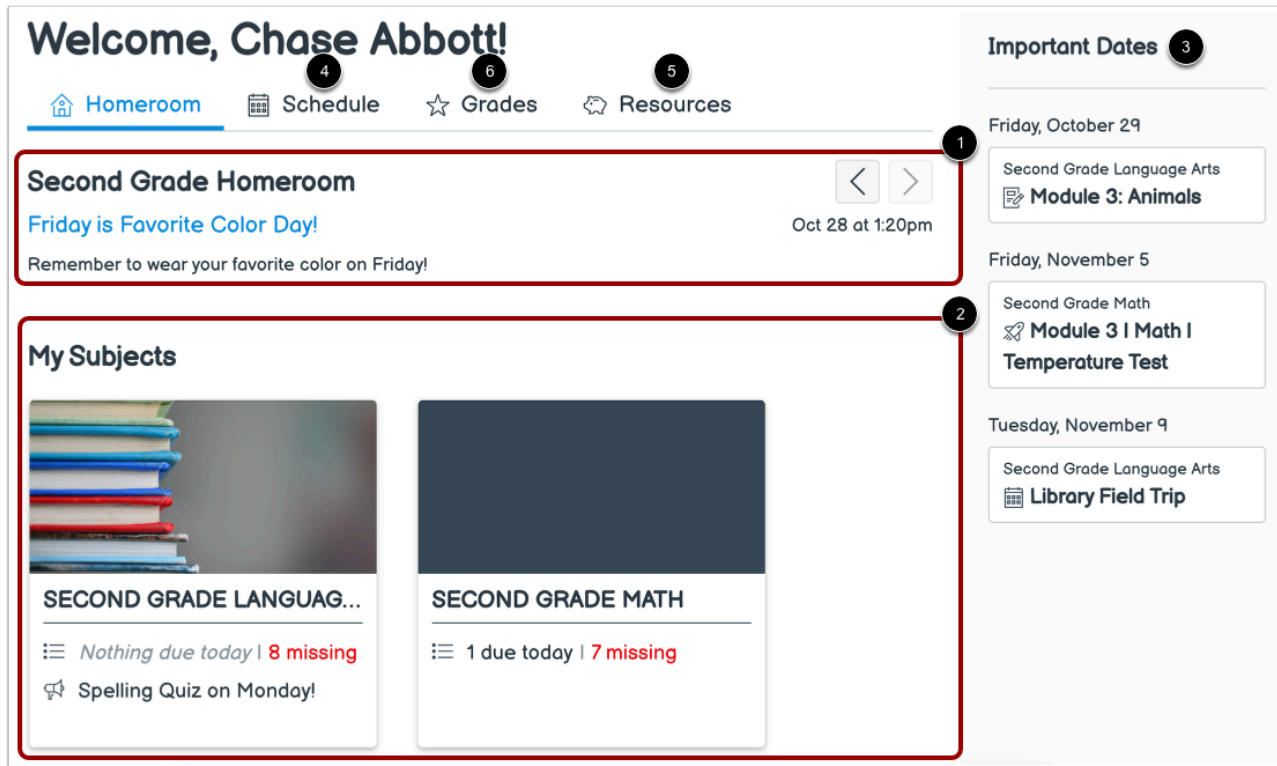
In the Homeroom, instructors can [view and manage homeroom announcements](#) [1], access their published and unpublished subjects [2], [add a new subject](#) [3], and view important dates [4].

Instructors can also view a schedule preview [5], access grades [6], view and manage Homeroom course resources [7], and view their To Do list [8].

[Learn more about the Homeroom.](#)

**Note:** A course must be [enabled as the Homeroom course](#) to manage homeroom announcements and information in the Homeroom Resources tab.

## Student View



**Welcome, Chase Abbott!**

4 Homeroom 5 Schedule 6 Grades Resources

**Second Grade Homeroom**

Friday is Favorite Color Day!

Remember to wear your favorite color on Friday!

Oct 28 at 1:20pm

**My Subjects**

**SECOND GRADE LANGUAGE ARTS**

Nothing due today | 8 missing

Spelling Quiz on Monday!

**SECOND GRADE MATH**

1 due today | 7 missing

**Important Dates**

Friday, October 29

Second Grade Language Arts

**Module 3: Animals**

Friday, November 5

Second Grade Math

**Module 3 | Math | Temperature Test**

Tuesday, November 9

Second Grade Language Arts

**Library Field Trip**

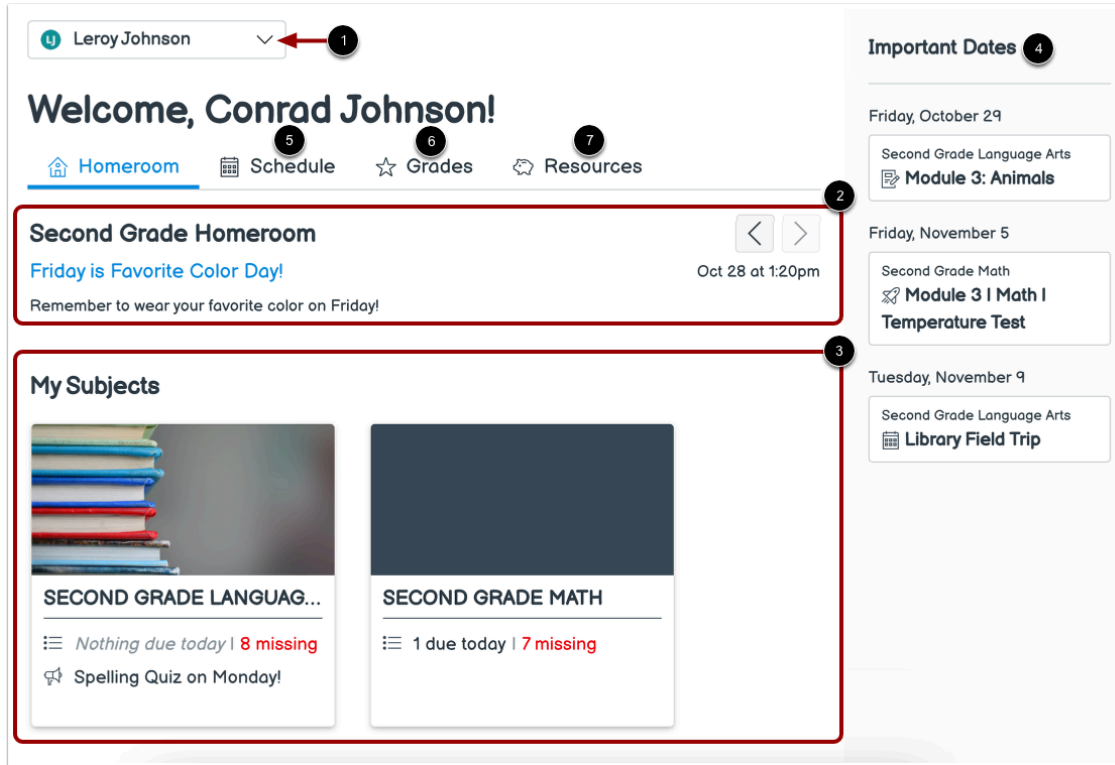
In the Homeroom, students can view homeroom announcements [1], active and published subjects in which they're enrolled [2], and [important dates](#) [3].

Students can also [view the current week's schedule for all their subjects](#) [5], [access grades](#) [6], and view Homeroom resources [7].

[Learn more about the Homeroom.](#)

**Note:** If a Homeroom navigation tab does not display, the instructor may have hidden the tab.

## Observer View



Observers with multiple students can choose which student's Homeroom they'd like to view using the Observer drop-down menu [1].

Observers can view the student's [homeroom announcements](#) [2], active and published subjects in which they're enrolled [3], and the student's [important dates](#) [4].

They can [view the current week's schedule](#) [5]. If made available by the instructor, observers can also [access their student's grades](#) [6] and view Homeroom resources [7].

[Learn more about the Homeroom.](#)

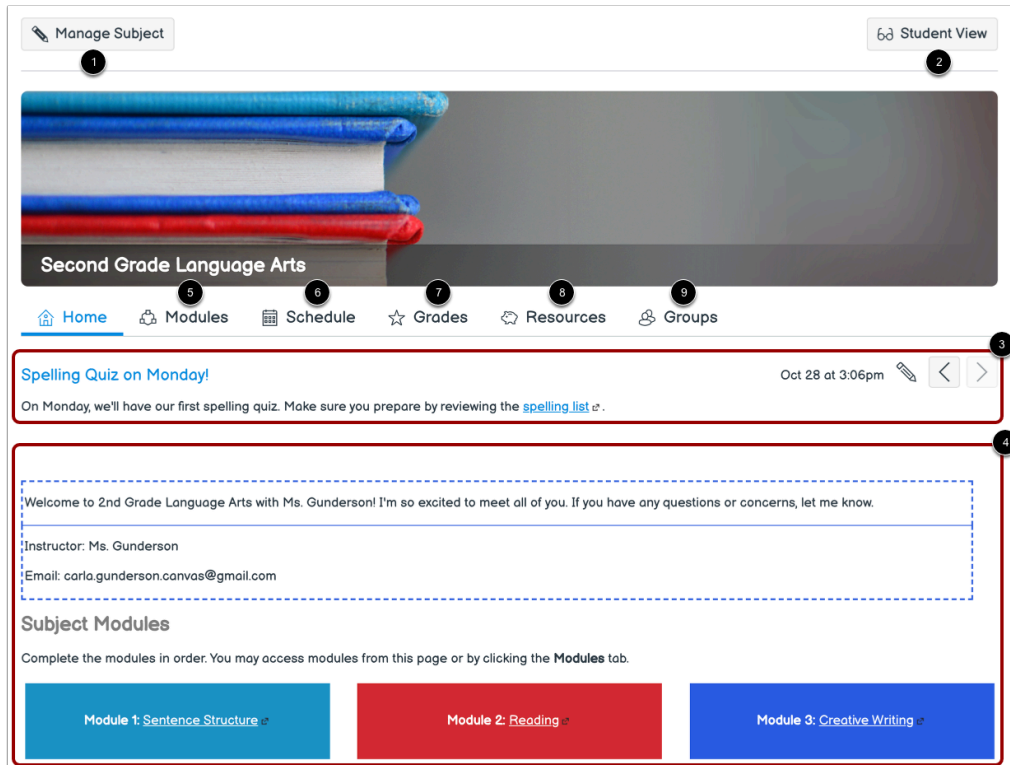
**Note:** If a Homeroom navigation tab does not display, the instructor may have hidden the tab.

## What is a subject?

*This lesson applies to users at institutions that have enabled the Canvas for Elementary user interface.*

A subject is a Canvas course displayed in the Canvas for Elementary interface, which houses assignments and events pertaining to a topic.

## Instructor View



The screenshot shows the 'Manage Subject' interface for a subject titled 'Second Grade Language Arts'. At the top, there are two tabs: 'Manage Subject' (labeled 1) and 'Student View' (labeled 2). Below the tabs is a header image of books. A navigation bar contains links for Home (labeled 5), Modules (labeled 6), Schedule (labeled 7), Grades (labeled 8), Resources (labeled 9), and Groups. Below the navigation bar is a section for announcements, titled 'Spelling Quiz on Monday!' (labeled 3), with a date and time of 'Oct 28 at 3:06pm'. Below the announcements is a section for subject modules (labeled 4), which includes a welcome message from Ms. Gunderson, her contact information, and three module buttons: 'Module 1: Sentence Structure', 'Module 2: Reading', and 'Module 3: Creative Writing'.

In a subject, instructors can manage subject content [1], view the subject as a student [2], [manage subject announcements](#) [3], and view the [subject home page](#) [4].

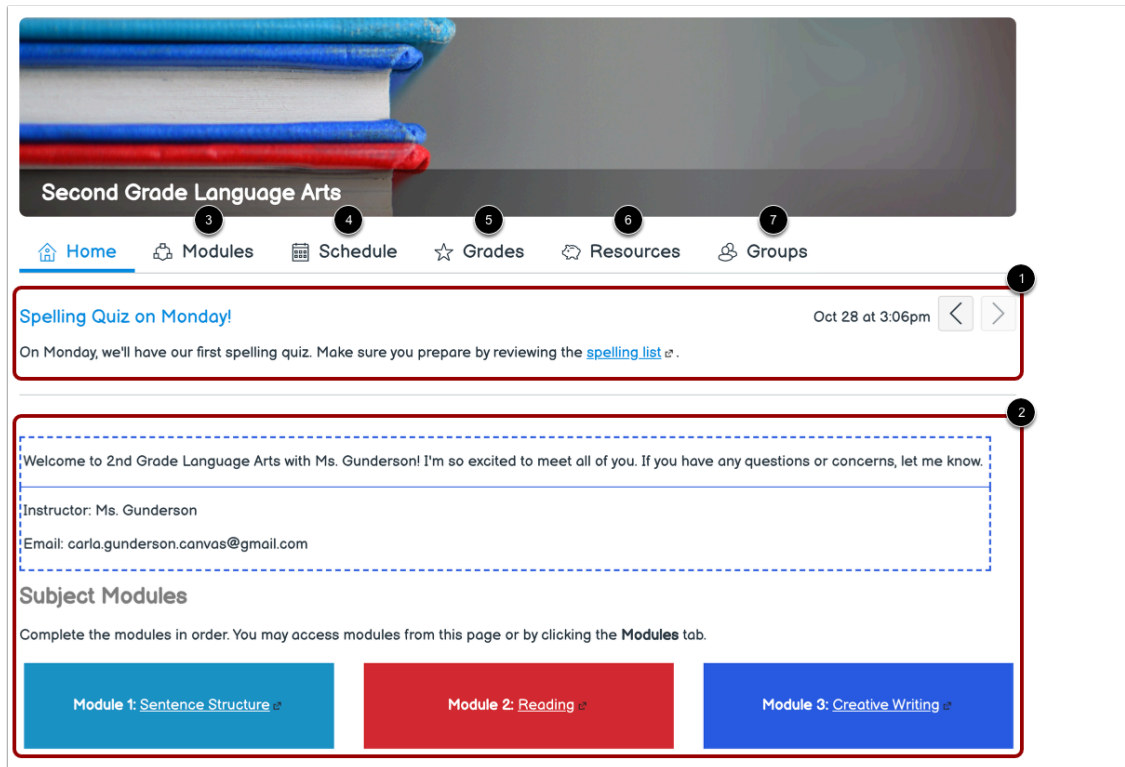
Instructors can also view subject modules [5], the schedule preview [6], grades [7], subject resources [8], and subject groups [9].

[Learn more about navigating a subject.](#)

### Notes:

- If your subject does not use modules, groups, or resources, the Modules, Groups, or Resources tabs may not display.
- You can also choose to [hide or rearrange subject navigation tabs](#).

## Student View



**Second Grade Language Arts**

Home Modules Schedule Grades Resources Groups

**Spelling Quiz on Monday!** Oct 28 at 3:06pm

On Monday, we'll have our first spelling quiz. Make sure you prepare by reviewing the [spelling list](#).

Welcome to 2nd Grade Language Arts with Ms. Gunderson! I'm so excited to meet all of you. If you have any questions or concerns, let me know.

Instructor: Ms. Gunderson  
Email: [carla.gunderson.canvas@gmail.com](mailto:carla.gunderson.canvas@gmail.com)

**Subject Modules**

Complete the modules in order. You may access modules from this page or by clicking the **Modules** tab.

Module 1: [Sentence Structure](#) Module 2: [Reading](#) Module 3: [Creative Writing](#)

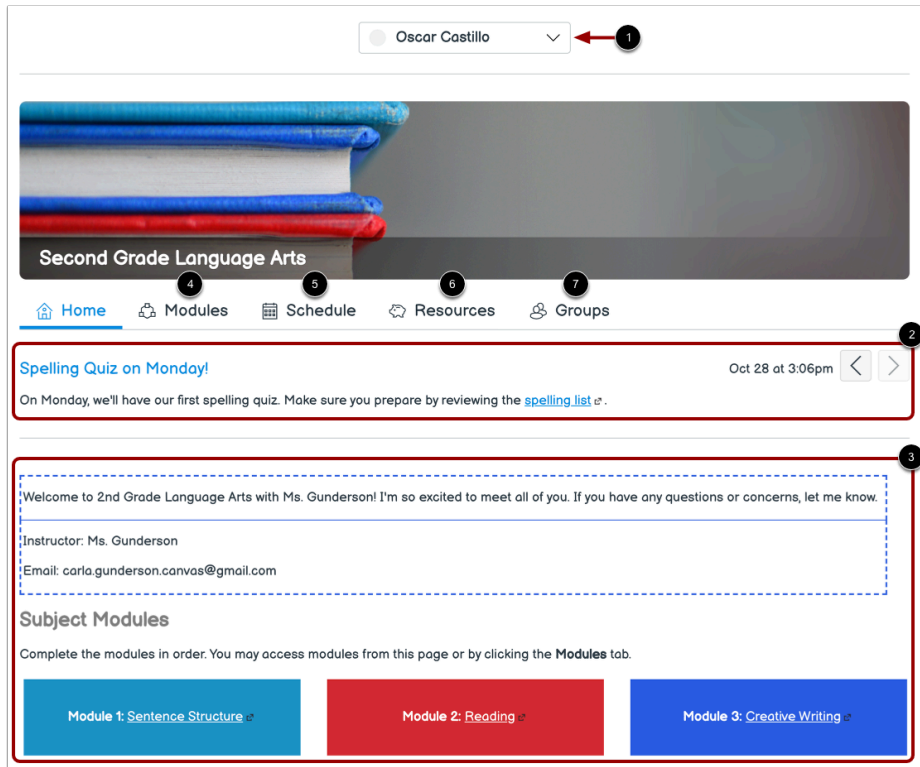
In a subject, students can view subject announcements [1], the subject home page [2], modules [3], [the subject's weekly schedule](#) [4], their [subject grades](#) [5], resources [6], and subject groups [7].

[Learn more about navigating a subject.](#)

### Notes:

- If your subject does not use modules, groups, or resources, the Modules, Groups, or Resources tabs may not display.
- Your instructor can also choose to hide or rearrange subject navigation tabs.

## Observer View



If an observer has more than one student in the same subject, they can select which student's information to view in the **Observing** drop-down menu [1].

Observers can view their student's subject home page [2], modules [3], the [subject's weekly schedule](#) [4], their [student's subject grades](#) [5], resources [6], and subject groups [7].

[Learn more about navigating a subject.](#)

### Notes:

- If your subject does not use modules, groups, or resources, the Modules, Groups, or Resources tabs may not display.
- Your student's instructor can also choose to hide or rearrange subject navigation tabs.

## What is the Schedule?

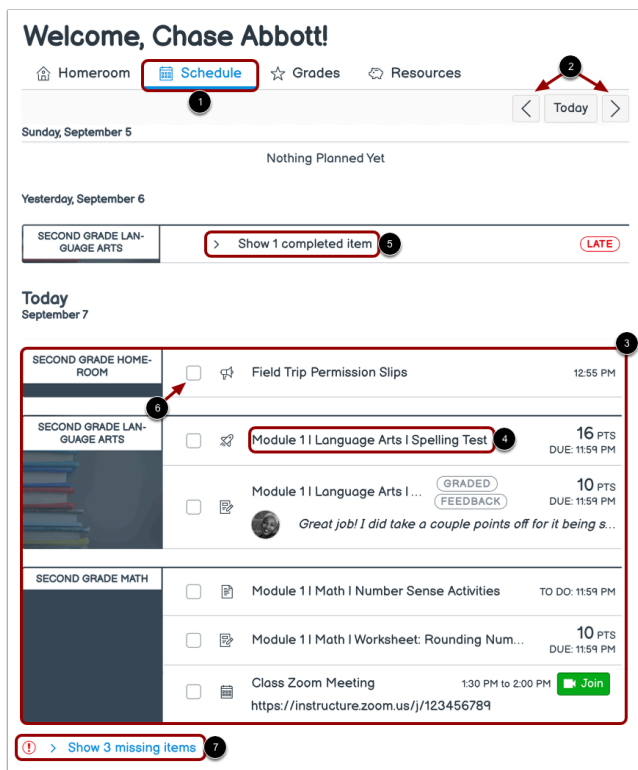
*This lesson applies to users at institutions that have enabled the Canvas for Elementary user interface.*

The Schedule allows you to view assignments, discussions, quizzes, and events by week. The homeroom schedule displays weekly tasks for all of your subjects. A subject schedule displays weekly tasks for that subject.

### Notes:

- If the Schedule tab does not display in your homeroom or subject, it has been hidden by the instructor.
- Instructors cannot view the the Schedule for their Homeroom or subjects.

## View Homeroom Schedule



The screenshot shows the Canvas user interface for Chase Abbott. At the top, the 'Schedule' tab is highlighted with a red box and labeled with a red circle and the number 1. To its right are 'Grades' and 'Resources' tabs. Below the tabs, there are navigation arrows and a 'Today' button, with a red circle and the number 2 pointing to the navigation area. The main content area shows a calendar view for Sunday, September 5, and Yesterday, September 6. Under 'Yesterday, September 6', there is a section for 'SECOND GRADE LANGUAGE ARTS' with a red box and a red circle and the number 5 pointing to a 'Show 1 completed item' link. The 'Today' section for September 7 shows a list of tasks. A red box and a red circle and the number 3 point to the task list. Within this list, a red box and a red circle and the number 4 point to the 'Module 1 | Language Arts | Spelling Test' task. A red box and a red circle and the number 6 point to the 'Field Trip Permission Slips' task. At the bottom of the task list, a red box and a red circle and the number 7 point to a 'Show 3 missing items' link.

In the **Homeroom Schedule** tab [1], you can view this week's tasks for all of your subjects.

To view previous or future week schedules, use the **Previous** or **Next** buttons [2].

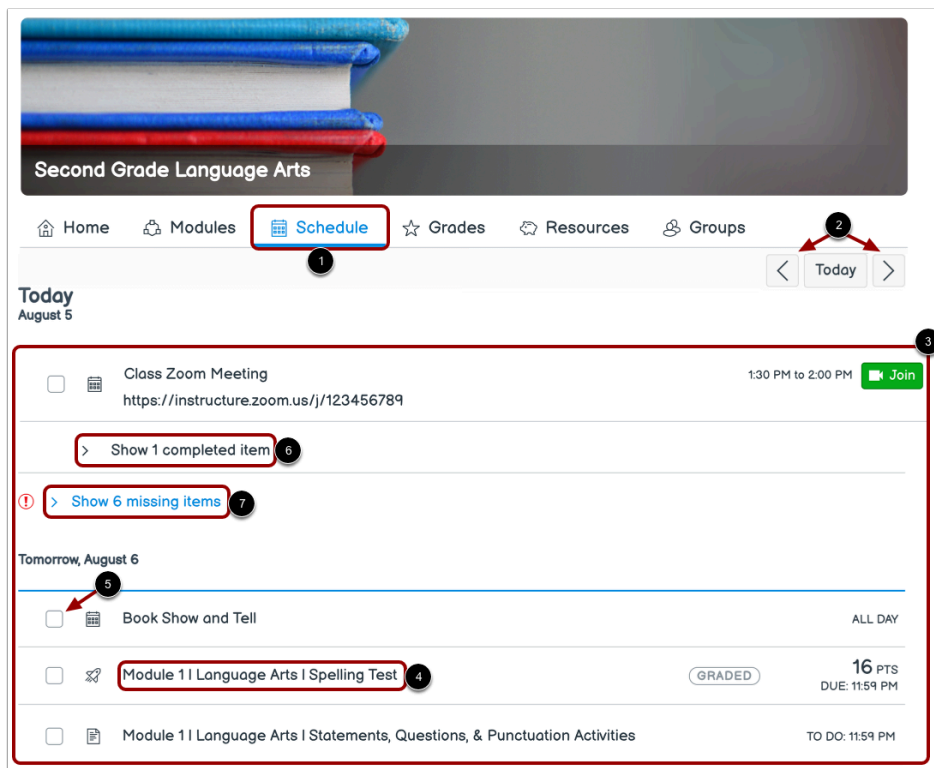
You can view information for an item such as the item's subject, title, due or To Do date, instructor feedback, and meeting links [3].

To view the item's details, click the item name [4].

When an online assignment is submitted, the item is automatically marked as completed. You can manually mark non-submission items as complete by clicking the item's checkbox [5]. To view completed assignments, click the **Show completed item** dropdown [6].

To view past tasks you have not completed, click the **Show missing items** dropdown [7].

## View Subject Schedule



In a subject's **Schedule** tab [1], you can view this week's tasks for the subject.

To view previous or future week schedules, use the **Previous** or **Next** buttons [2].

You can view information for an item such as the item's title, due or To Do date, instructor feedback, and meeting links [3].

To view the item's details, click the item name [4].

When an online assignment is submitted, the item is automatically marked as completed. You can manually mark non-submission items as complete by clicking the item's checkbox [5]. To view completed assignments, click the **Show completed item** dropdown [6].

To view past tasks you have not completed, click the **Show missing items** dropdown [7].

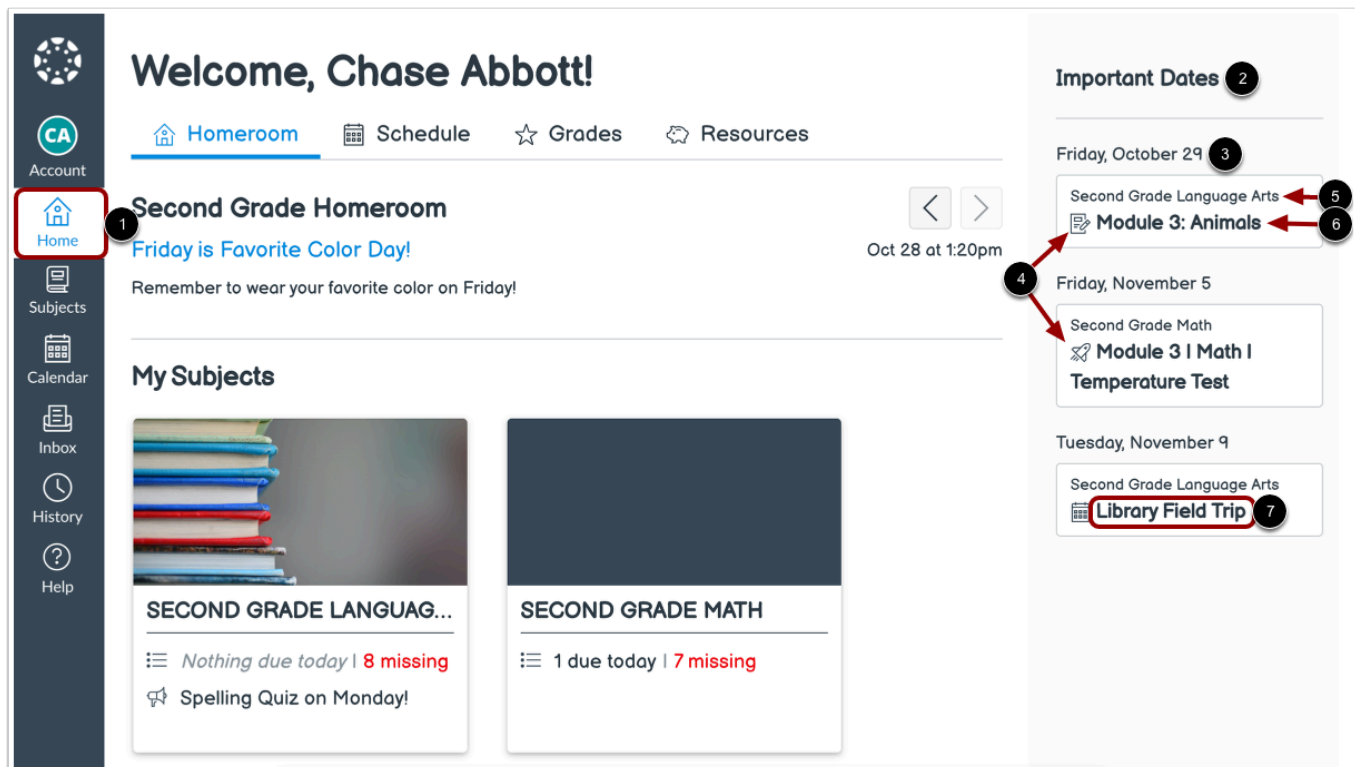


## What are Important Dates?

*This lesson applies to users at institutions that have enabled the Canvas for Elementary user interface.*

Assignments, discussions, quizzes, and events that the instructor has marked as important displays in the Important Dates sidebar in the Homeroom.

## View Important Dates



The screenshot shows the Canvas Elementary Homeroom interface for a user named Chase Abbott. The interface includes a sidebar on the left with navigation options: Account, Home (highlighted with a red box and labeled 1), Subjects, Calendar, Inbox, History, and Help. The main content area displays a welcome message, navigation tabs (Homeroom, Schedule, Grades, Resources), and a section titled "Second Grade Homeroom" with a message about Friday's favorite color. Below this, there are two subject cards: "SECOND GRADE LANGUAGE ARTS" and "SECOND GRADE MATH", each showing a list of assignments and missing items. On the right, the "Important Dates" sidebar (labeled 2) displays a list of upcoming events. The events are organized by date: Friday, October 29 (labeled 3), Friday, November 5, and Tuesday, November 9. Each event entry includes an icon (labeled 4), the subject name (labeled 5), and the item name (labeled 6). The "Library Field Trip" event (labeled 7) is highlighted with a red box.

In the **Homeroom** [1], you can view assignments, discussions, quizzes, and events that the subject instructor has marked as important in the **Important Dates** sidebar [2].

Items in the Important Dates sidebar are organized by the associated due date or event date [3].

Each item displays an icon with the event or assignment type [4], as well as the subject name [5] and item name [6].

To view item details, click the item's name [7].