

CANVAS FOR ELEMENTARY OBSERVER GUIDE



Table of Contents

Announcements.....	3
How do I view announcements as an observer in Canvas for Elementary?	4
Assignments	9
How do I view my student's assignment feedback as an observer?	10
Grades.....	15
How do I view my student's grades in a current subject?	16
Homeroom Navigation.....	20
How do I use the Homeroom as an observer?.....	21
How do I view Important Dates as an observer?	26
Schedule.....	27
How do I view the schedule for a student as an observer?	28
Subject Navigation.....	32
How do I navigate my student's subject as an observer?.....	33

Announcements

How do I view announcements as an observer in Canvas for Elementary?

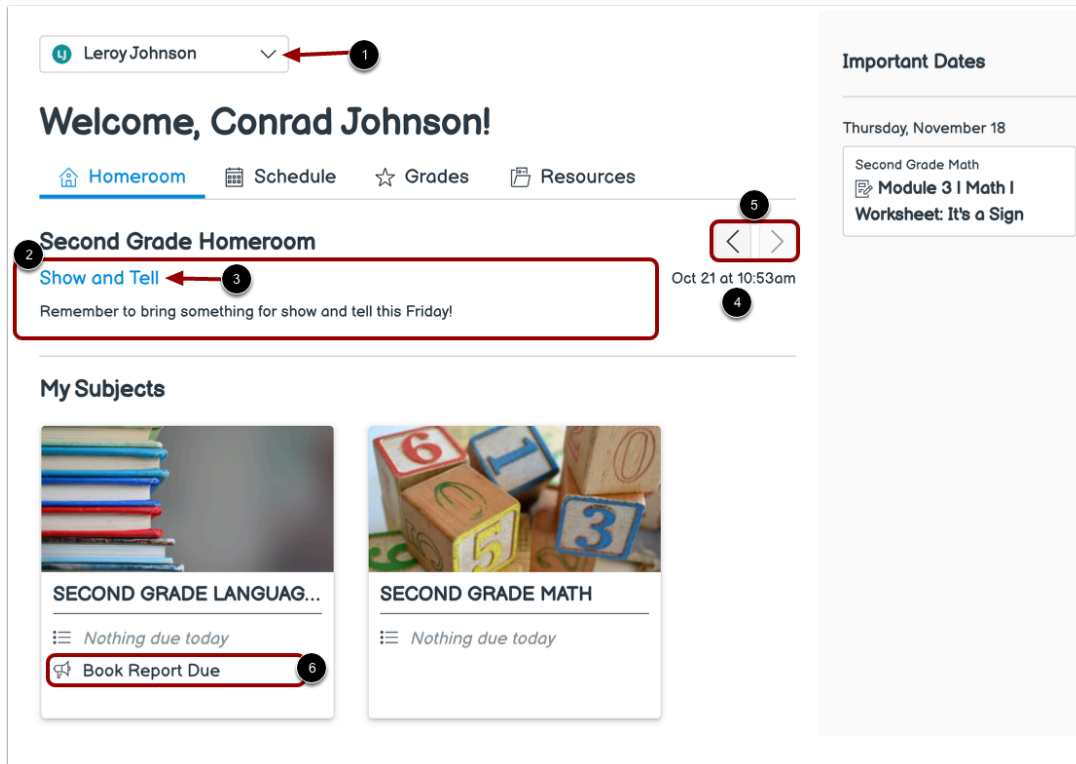
This lesson applies to users at institutions that have enabled the Canvas for Elementary user interface.

When added by your student's instructor, you can view current and past homeroom and subject announcements. You can also receive new announcements via [Canvas notifications](#).

Notes:

- By default, the most recent homeroom announcement displays on the Homeroom for two weeks or until replaced by another homeroom announcement. Similarly, the most recent subject announcement displays on the subject's Home page for two weeks or until replaced by another subject announcement.
- If the announcements section does not display in your student's subject, no announcements have been added to the subject.

View Homeroom Announcements



The screenshot shows the Canvas for Elementary interface for a user named Leroy Johnson. The interface includes a top navigation bar with a user profile dropdown (1), a welcome message for Conrad Johnson, and a navigation menu with links to Homeroom, Schedule, Grades, and Resources. The main content area is divided into two sections: 'Second Grade Homeroom' and 'My Subjects'.

In the 'Second Grade Homeroom' section, there is an announcement titled 'Show and Tell' (3) with a red box around it. The announcement text says 'Remember to bring something for show and tell this Friday!'. To the right of the announcement is a date and time indicator 'Oct 21 at 10:53am' (4). Above the announcement is a calendar icon (5) with left and right arrows.

The 'My Subjects' section displays two subject cards: 'SECOND GRADE LANGUAGE' and 'SECOND GRADE MATH'. The 'SECOND GRADE LANGUAGE' card shows a 'Book Report Due' announcement (6) with a red box around it. The 'SECOND GRADE MATH' card shows 'Nothing due today'.

On the right side of the interface, there is an 'Important Dates' section showing the current date 'Thursday, November 18' and a list of upcoming dates, including 'Second Grade Math' and 'Module 3 | Math | Worksheet: It's a Sign'.

In the Homeroom, you can use the drop-down menu to switch between students you are observing [1].

By default, the most recent homeroom announcement displays in the homeroom [2]. The most recent homeroom announcement displays for two weeks or until replaced by another homeroom announcement.

You can view the announcement [3] and the post date and time [4]. You are not allowed to reply to Homeroom and subject announcements, however, instructors and TA's may reply.

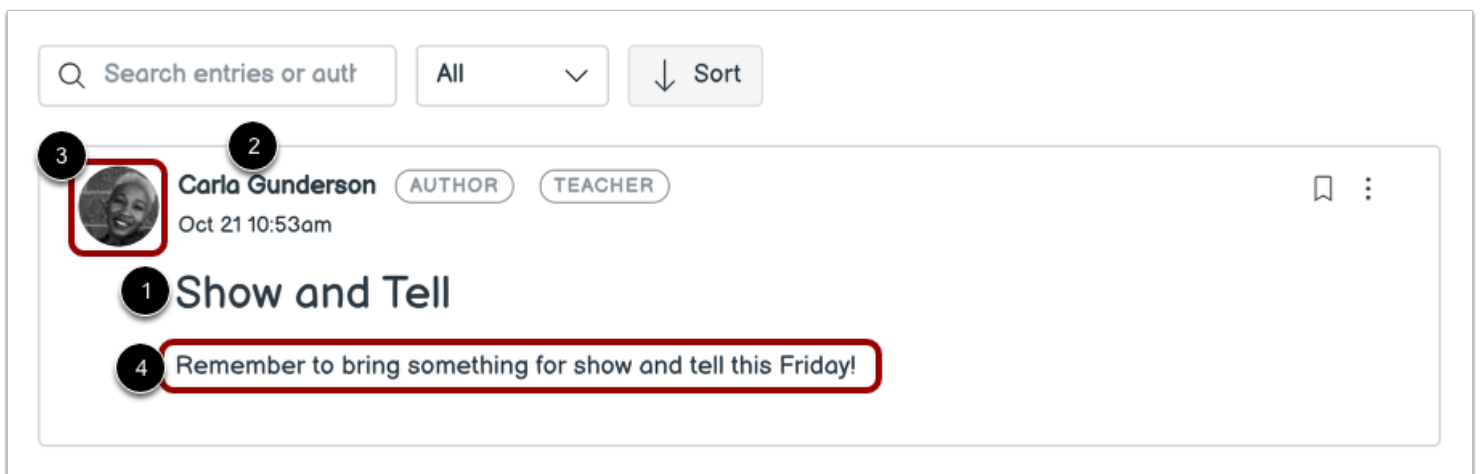
To navigate through homeroom announcements, use the **Next** and **Previous** buttons [5].

To view details for a homeroom announcement, click the homeroom announcement title [6].

Notes:

- If the announcements section does not display in the homeroom, no homeroom announcements have been added.
- If your student's instructor has not posted a homeroom announcement in the past two weeks but has posted announcements previously, the "No recent announcements" message displays.

View Homeroom Announcement Details



The screenshot shows the 'Announcement Details' page in Canvas. At the top, there is a search bar labeled 'Search entries or author', a filter dropdown set to 'All', and a 'Sort' button with a downward arrow. Below this, a list of announcements is displayed. The first announcement is by 'Carla Gunderson', with the date 'Oct 21 10:53am'. The announcement title is 'Show and Tell', and the text is 'Remember to bring something for show and tell this Friday!'. Numbered callouts are placed over the interface: 1 points to the title 'Show and Tell', 2 points to the author's name 'Carla Gunderson', 3 points to the author's profile picture, and 4 points to the announcement text 'Remember to bring something for show and tell this Friday!'.

The Announcement Details page displays the announcement title [1], the announcement author's name [2] and profile picture [3], and the announcement [4].

Students are not allowed to reply to homeroom announcements, however, instructors and TA's may reply.

Open Subject

Leroy Johnson

Welcome, Conrad Johnson!

[Homeroom](#)
[Schedule](#)
[Grades](#)
[Resources](#)


Second Grade Homeroom

[Show and Tell](#)

Oct 21 at 10:53am

Remember to bring something for show and tell this Friday!


My Subjects



SECOND GRADE LANGUAGE

Nothing due today

Book Report Due



SECOND GRADE MATH

Nothing due today

Important Dates

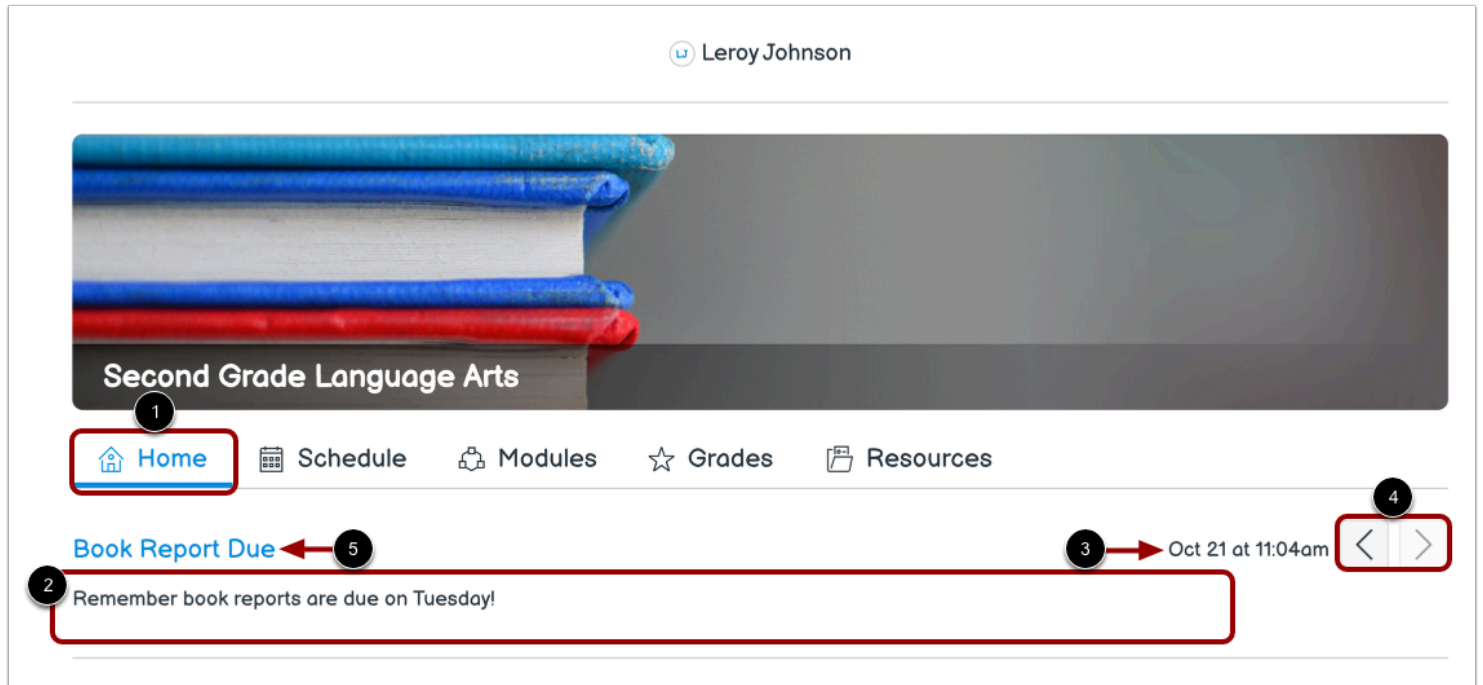
Thursday, November 18

Second Grade Math
Module 3 | Math I
Worksheet: It's a Sign

The most recent subject announcement displays in the subject card with an announcement icon [1]. To view subject announcement details, click the subject's announcement title.

To view the current and past subject announcements in a subject's Home page, click the subject name [2].

View Subject Announcements



The screenshot shows the Canvas interface for a subject named 'Second Grade Language Arts' by Leroy Johnson. The interface includes a header with the subject name and a navigation bar with tabs: Home, Schedule, Modules, Grades, and Resources. The 'Home' tab is selected. Below the navigation bar, there is a subject announcement titled 'Book Report Due' with a post date and time of 'Oct 21 at 11:04am'. The announcement text reads: 'Remember book reports are due on Tuesday!'. Numbered callouts indicate the following elements: [1] Home tab, [2] Announcement title, [3] Post date and time, [4] Navigation buttons (Previous/Next), and [5] Announcement content.

By default, the most recent subject announcement displays in the subject's Home tab [1]. The most recent subject announcement displays for two weeks or until replaced by another subject announcement.

You can view the announcement [2] and the post date and time [3].

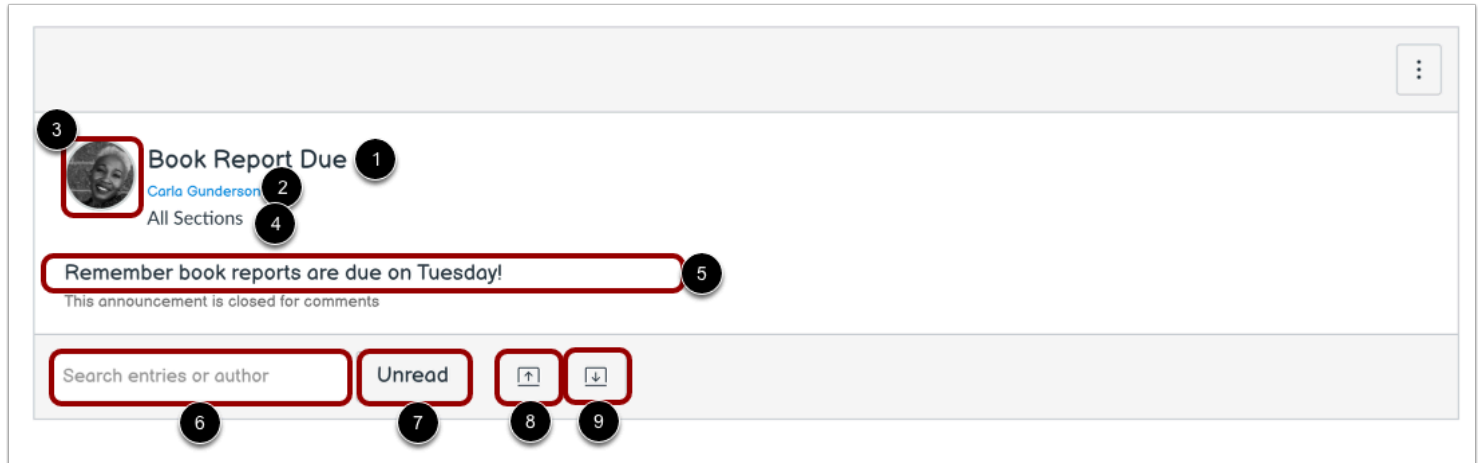
To navigate through subject announcements, use the **Next** and **Previous** buttons [4].

To view details for a subject announcement, click the subject announcement title [5].

Notes:

- If the announcements section does not display in your subject, no subject announcements have been added.
- If your student's instructor has not posted a subject announcement in the past two weeks but has posted announcements previously, the "No recent announcements" message displays.

View Subject Announcement Details



The Announcement Details page displays the announcement title [1], the announcement author's name [2] and profile picture [3], the subject sections who can view the announcement [4], and the announcement [5].

You are not allowed to reply to Homeroom and subject announcements, however, instructors and TA's may reply.

To search announcement replies, enter keywords in the **Search** field [6].

To sort announcement replies by unread replies, click the **Unread** button [7].

To collapse all replies, click the **Collapse Replies** button [8]. To expand all replies, click the **Expand Replies** button [9].

Assignments

How do I view my student's assignment feedback as an observer?

This lesson applies to users at institutions that have enabled the Canvas for Elementary user interface.

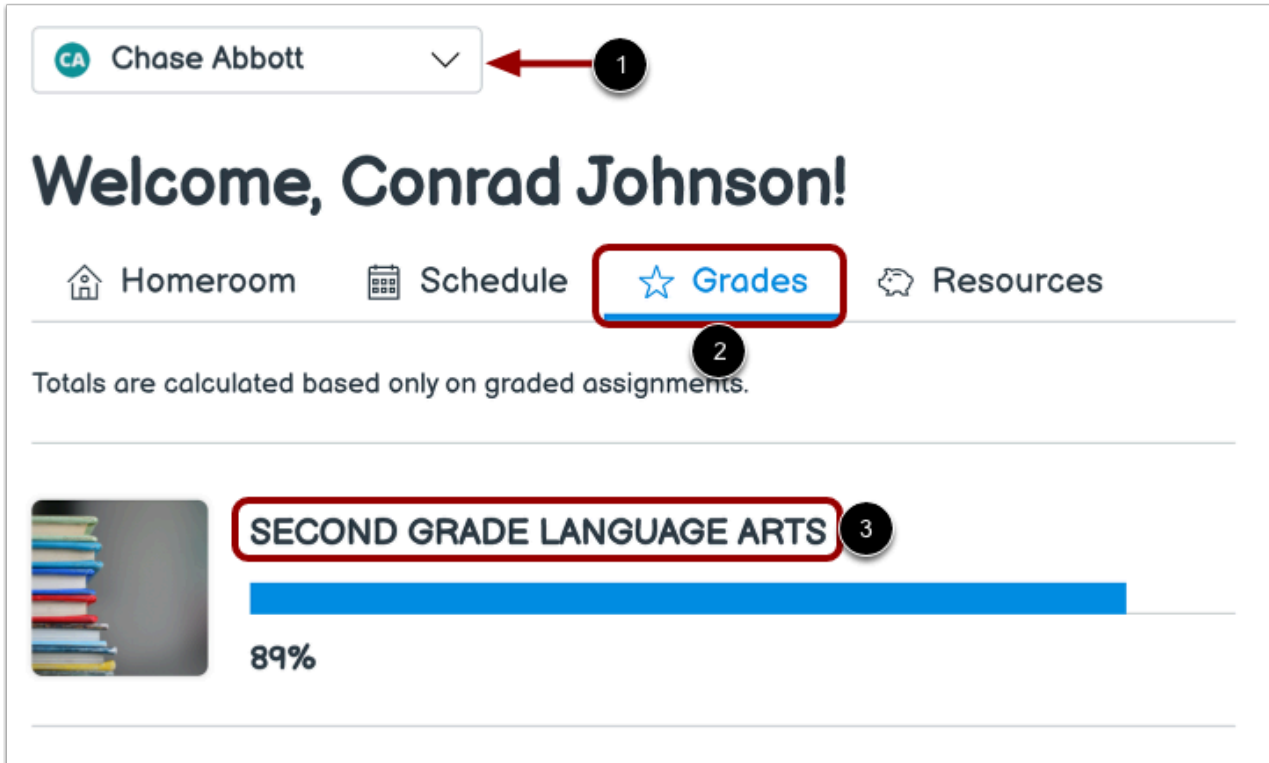
You can view most assignment comments added by your student's instructor in the assignment submission sidebar. However, your student's instructor may choose to include comments directly in an assignment submission using inline comments, or annotations. If an assignment's submission details page includes a **View Feedback** button, you can view these annotated comments through a preview tool called Canvas DocViewer.

Some browsers may not initially render comments correctly when viewing feedback. If your browser includes a built-in PDF viewer, select the option to view the PDF in the system viewer. You can also download PDF files with comments to view on your computer. The settings required to view or print the annotations in the PDF vary based on the software installed on your computer.

Notes:

- If the assignment attachment displays a **Preview** button instead of the **View Feedback** button, your student's file is not DocViewer compatible and will not include any annotated comments.
- If your student submitted a group assignment but are not a member of a group, instructor comments may not display in the Submission Details page. You can view comments in Grades page or the Submission Comments folder of the Inbox.

Open Subject Grades




The screenshot shows the Canvas interface for a user named Chase Abbott. At the top, there is a dropdown menu with 'CA Chase Abbott' and a red arrow pointing to it, labeled with a circled '1'. Below this, a large 'Welcome, Conrad Johnson!' message is displayed. Under the welcome message, there are four navigation tabs: 'Homeroom' (house icon), 'Schedule' (calendar icon), 'Grades' (star icon, highlighted with a red box and labeled with a circled '2'), and 'Resources' (piggy bank icon). Below the tabs, a note states 'Totals are calculated based only on graded assignments.' Further down, there is a section for 'SECOND GRADE LANGUAGE ARTS' (labeled with a circled '3') which includes a blue progress bar and a score of '89%'. To the left of the subject name is an icon of a stack of books.

If you are observing more than one student, select the name of the student you'd like to view feedback for in the **Observing** drop-down menu [1].

From the Homeroom, click the **Grades** tab [2].

To view your student's grade details for a subject, click the subject name [3].

Open Submission Feedback



Second Grade Language Arts

[Modules](#)
[Home](#)
[Schedule](#)
[★ Grades](#)
[Resources](#)

Total: 88.89%

Totals are calculated based only on graded assignments.

> View Assignment Group Totals

Assignment	Due Date	Assignment Group	Score
Module 1 Language Arts Worksheet: Scrambled Sentences Submitted Thu Apr 8, 2021 12:36pm	Wed Aug 25, 2021 11:59pm	Language Arts & Reading Activities	7 pts Out of 10 pts View feedback
Module 1 Language Arts Worksheet: What Kind Is It? Missing	Mon Aug 30, 2021 11:59pm	Language Arts & Reading Activities	10 pts Out of 10 pts

If your student's instructor has added feedback to your submission, you can view their feedback by clicking the **View Feedback** link.

Note: The View Feedback link only displays if your student's instructor has left feedback on your student's submission.

View Submission Feedback

[< Back to Subject](#)
Second Grade Language Arts


Submission Details

Grade: 7 / 10

Show Rubric

Module 1 | Language Arts | Worksheet: Scrambled Sentences

Chase Abbott submitted Apr 8 at 12:36pm


 Assignment.pdf 55.2 KB

[View Feedback](#)

Great job! I did take a couple points off for it being submitted late. If you have any questions, please let me know.
 Carla Gunderson , Apr 8 at 12:40pm

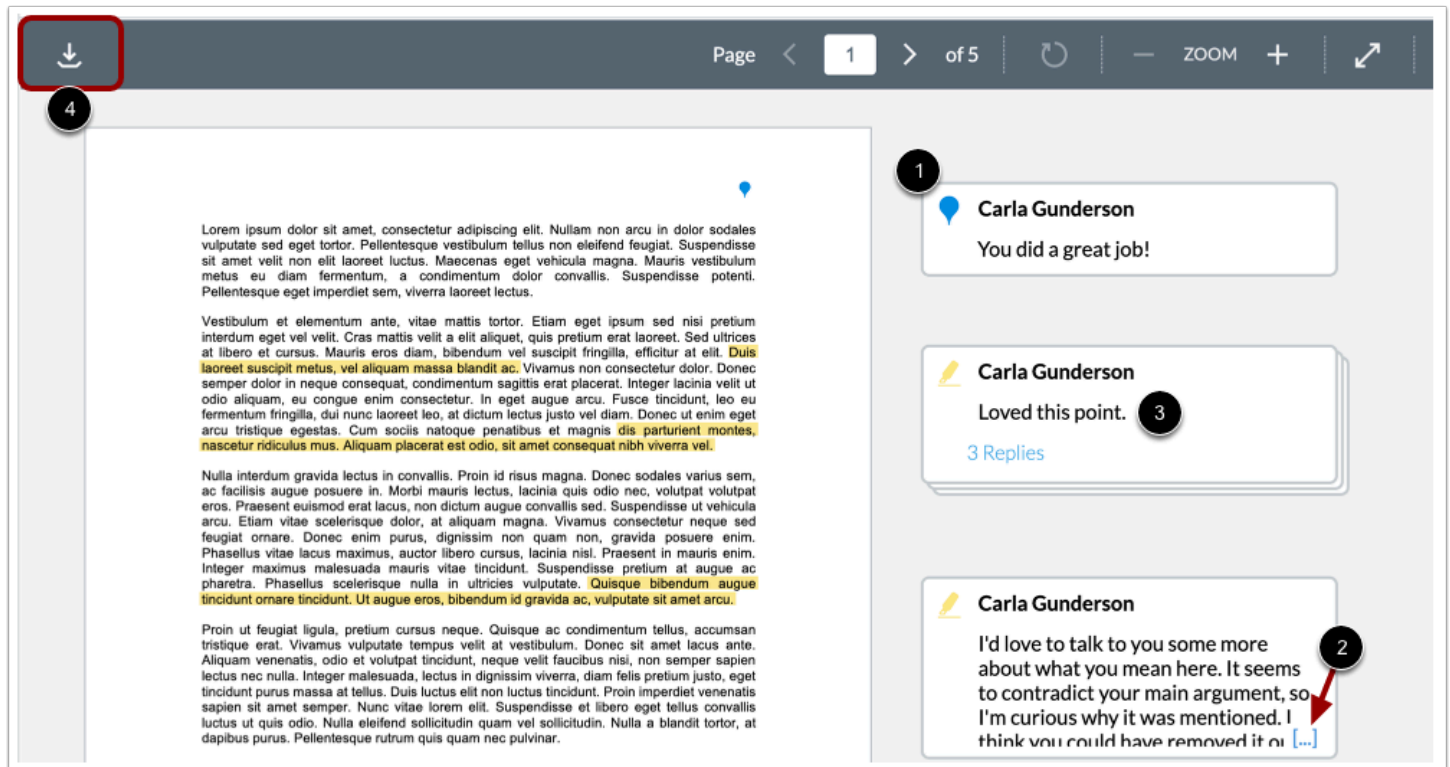
Any instructor comments added to your student's submission, as well as any comments added by your student, appear in the Comments portion of the sidebar [1].

If your assignment includes a rubric, your student's instructor may also [leave comments in the rubric](#) [2].

If your student submitted the assignment with a file upload, your student's instructor may have included annotated feedback in the assignment. If your student's instructor included annotated feedback, you can view it by clicking the **View Feedback** link [3].

Note: If the assignment attachment displays a **Preview** button, your student's file is not DocViewer compatible.

View Annotated Feedback



Download icon (4)

Page 1 of 5

Carla Gunderson
You did a great job!

Carla Gunderson
Loved this point. 3 Replies

Carla Gunderson
I'd love to talk to you some more about what you mean here. It seems to contradict your main argument, so I'm curious why it was mentioned. I think you could have removed it at [...]

View the annotated comments from your student's instructor [1].

When an annotated comment includes multiple content lines, the content box displays an ellipses link [2]. To expand a comment, click the ellipses link.

To view stacked replies, click the comment to expand all replies [3].

To download a PDF of the submission and annotations, click the **Download** icon [4].

Grades

How do I view my student's grades in a current subject?

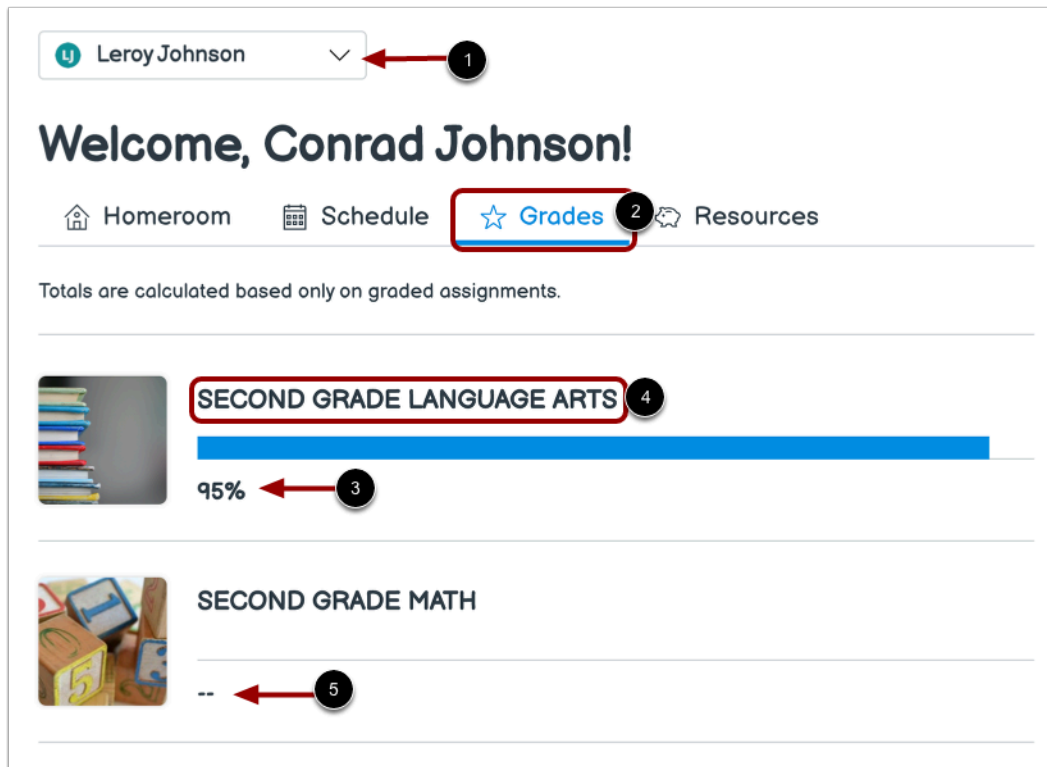
This lesson applies to users at institutions that have enabled the Canvas for Elementary user interface.

The Subject Grades page displays your student's grades for all subject assignments. If your student's institution has enabled grading periods, you can also filter grades by grading period.

You can also view [concluded subject grades](#).

Note: Some details in the Grades page, such as scoring details and the total grade, may be restricted in your student's subject.

Open Subject Grades




U Leroy Johnson ✓ [1]

Welcome, Conrad Johnson!

🏠 Homeroom
 📅 Schedule
 ★ Grades [2]
 🗨 Resources


Totals are calculated based only on graded assignments.



SECOND GRADE LANGUAGE ARTS [4]

95%

 [3]



SECOND GRADE MATH

--

 [5]

In the Homeroom, you can use the drop-down menu to switch between students you are observing [1].

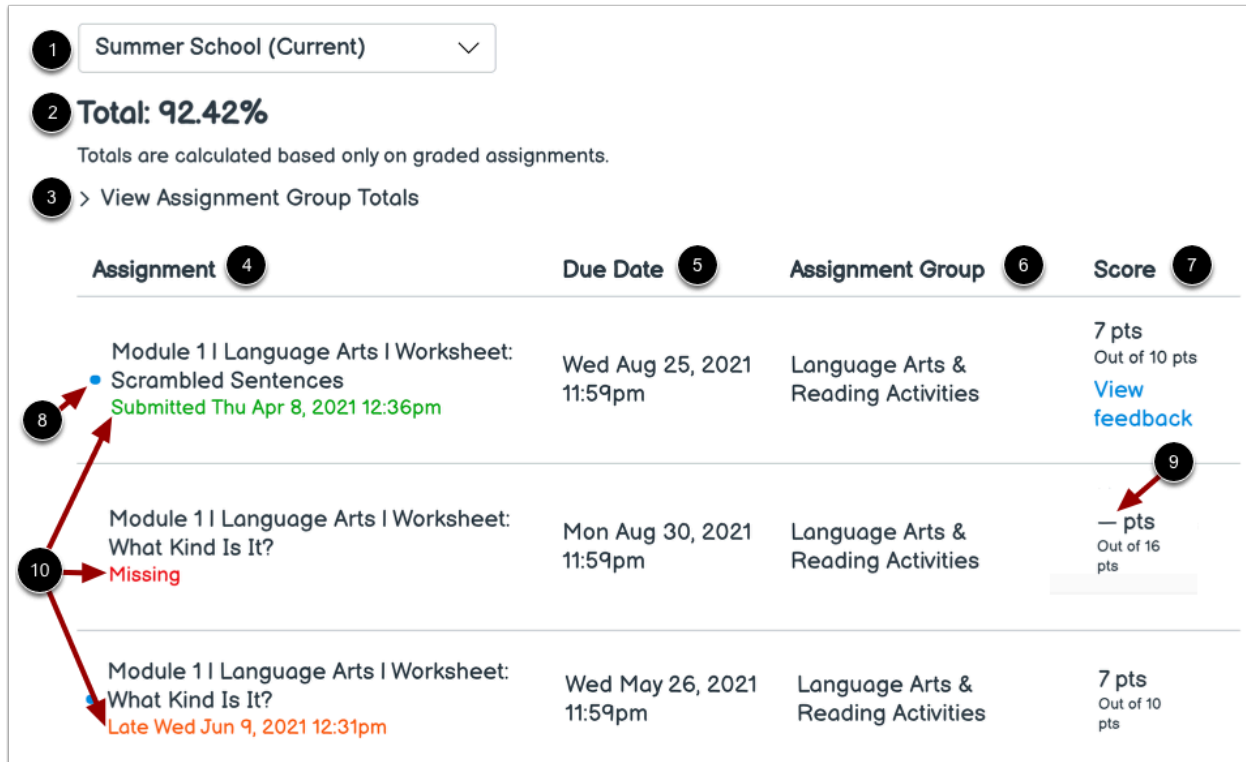
From the Homeroom, click the **Grades** tab [2].

If allowed by your student's instructor, your student's total subject grades display [3].

To view grade details for a subject, click the subject name [4].

Note: If your student's instructor has hidden total subject grades, dashes display in place of the total subject grade [5].

View Subject Grades



The screenshot shows the 'View Subject Grades' interface. At the top, a dropdown menu [1] is set to 'Summer School (Current)'. Below it, the 'Total: 92.42%' is displayed [2], with a note that totals are based on graded assignments. A link to 'View Assignment Group Totals' is shown [3]. The main table has columns for Assignment [4], Due Date [5], Assignment Group [6], and Score [7]. Three assignments are listed:

Assignment	Due Date	Assignment Group	Score
Module 1 Language Arts Worksheet: Scrambled Sentences Submitted Thu Apr 8, 2021 12:36pm	Wed Aug 25, 2021 11:59pm	Language Arts & Reading Activities	7 pts Out of 10 pts View feedback
Module 1 Language Arts Worksheet: What Kind Is It? Missing	Mon Aug 30, 2021 11:59pm	Language Arts & Reading Activities	— pts Out of 16 pts
Module 1 Language Arts Worksheet: What Kind Is It? Late Wed Jun 9, 2021 12:31pm	Wed May 26, 2021 11:59pm	Language Arts & Reading Activities	7 pts Out of 10 pts

Numbered callouts in the image: 1 (dropdown), 2 (Total), 3 (View Assignment Group Totals), 4 (Assignment column), 5 (Due Date column), 6 (Assignment Group column), 7 (Score column), 8 (Assignment row), 9 (Score row), 10 (Submission status).

If your student's institution has enabled grading periods, you can view grading periods using the **Grading Period** dropdown [1].

If allowed by your student's instructor, your student's overall subject grade displays [2].

To view assignment group totals, click the **View Assignment Group Totals** arrow [3].


By default, grades are sorted chronologically by assignment due date.

You can view the name of the assignment [4], the assignment due date [5], the assignment group [6], and your student's assignment score and total assignment points [7]. You may also view whether the assignment includes unread scoring details or comments [8].

A dash icon in the score column indicates grades have not been posted [9]. Once the assignment is graded, the icon will be replaced by your score.

The submission status displays below the assignment name [10].

View Grading Periods

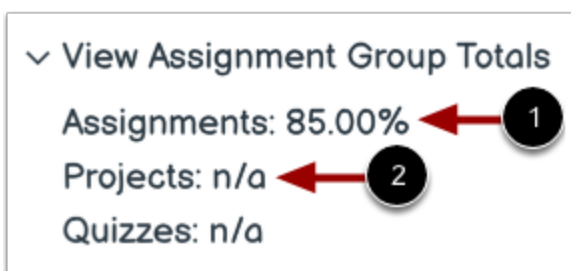


If your student's institution has enabled grading periods, you can view your student's grades according to grading period. By default the Grades page displays the current grading period [1]. If an assignment does not include a due date, it displays as a part of the last grading period.

If your student's subject includes weighted assignment groups, assignment groups may vary depending on which grading period you are viewing. An assignment group displays if the group has at least one assignment due in the selected grading period.

When grading periods are weighted and you select the **All Grading Periods** option [2], the weights of each grading period display.

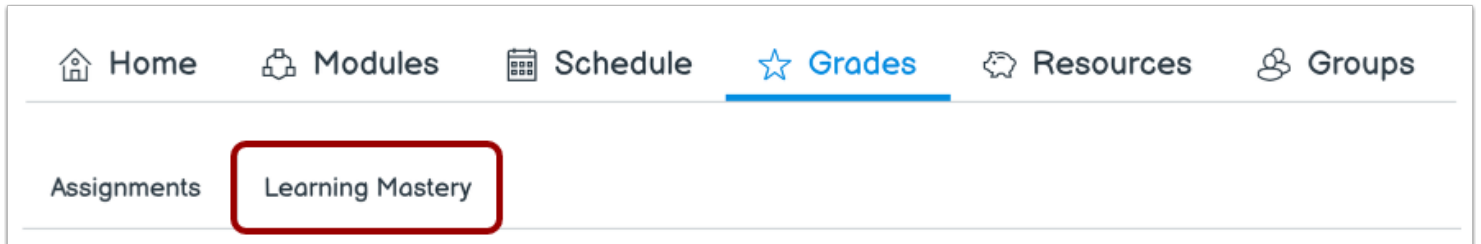
View Assignment Groups



Assignment groups allow instructors to organize assignments, discussions, and quizzes into groups and apply specific grading rules or weights to those groups. You can view the percentage score your student earned for each group [1]. If your student has not been graded on assignments in an assignment group, a percentage does not display [2].

Note: Assignment group percentages may be restricted by your student's instructor.

Change Gradebook



If the Learning Mastery Gradebook has been enabled for students, you can view your student's standards-based scores in the Learning Mastery tab.

Homeroom Navigation

How do I use the Homeroom as an observer?

This lesson applies to users at institutions that have enabled the Canvas for Elementary user interface.

If you have an active observer enrollment in a Canvas for Elementary subject, the Homeroom is the first thing you see when you log into Canvas. The Homeroom helps you see what is happening in all your student's current subjects.

You can return to the Homeroom at any time by clicking the Homeroom link in Global Navigation.

Notes:

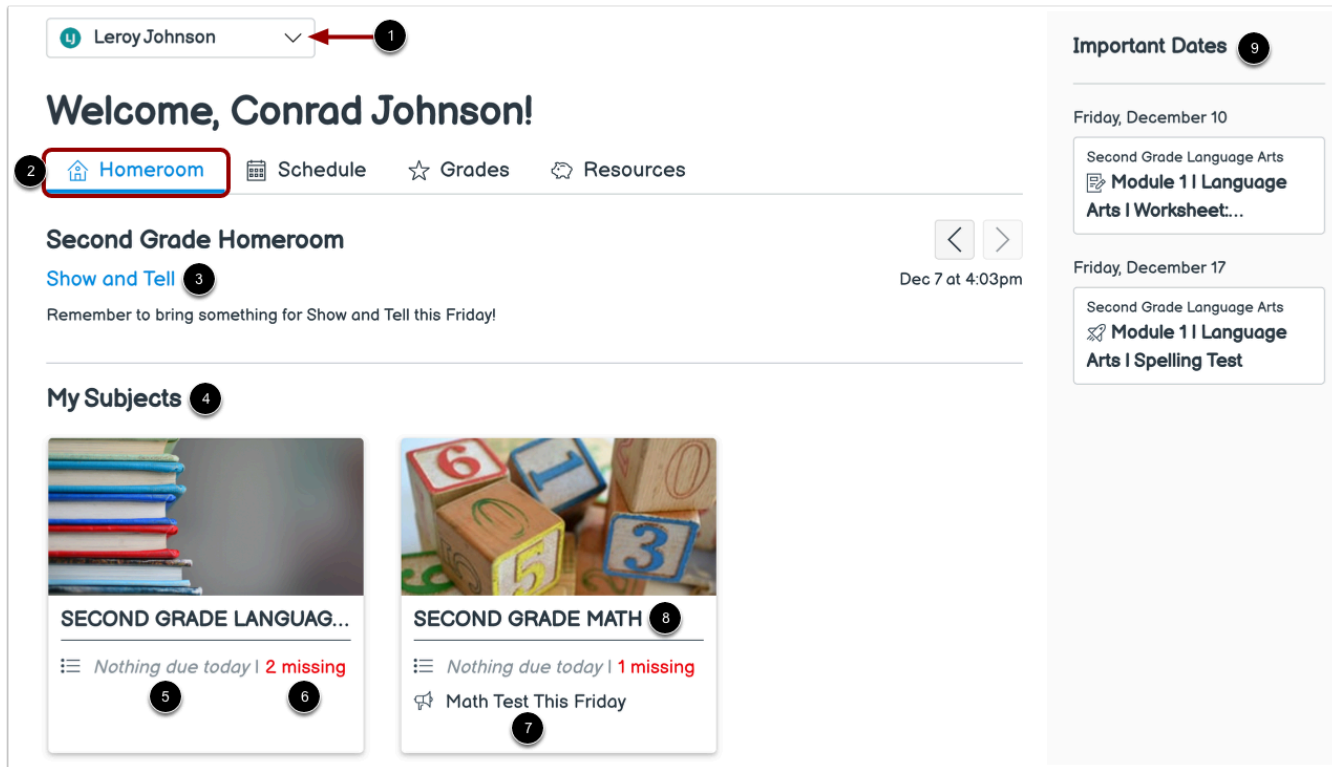
- If you do not have an active observer enrollment in a Canvas for Elementary subject, the [Classic View Dashboard](#) displays.
- The Canvas for Elementary homeroom does not display favorited subjects. However, any subjects favorited from the Classic View Dashboard are retained and display in the Classic View Dashboard.

Open Homeroom



In Global Navigation, click the **Home** link.

View Homeroom



The screenshot displays the Canvas Homeroom interface for a student named Leroy Johnson. At the top, a dropdown menu shows the student's name. Below this, a welcome message reads "Welcome, Conrad Johnson!". A navigation bar contains tabs for "Homeroom", "Schedule", "Grades", and "Resources". The "Homeroom" tab is active, showing a "Second Grade Homeroom" section with a "Show and Tell" announcement. Below this, the "My Subjects" section lists two subjects: "SECOND GRADE LANGUAGE ARTS" and "SECOND GRADE MATH". Each subject card shows a list of assignments, with "Nothing due today" and "2 missing" for Language Arts, and "Nothing due today" and "1 missing" for Math. A "Math Test This Friday" announcement is also visible. On the right, an "Important Dates" sidebar shows dates for Friday, December 10 and Friday, December 17, with associated assignments like "Module 1 | Language Arts | Worksheet..." and "Module 1 | Language Arts | Spelling Test".

In the Homeroom, you can use the drop-down menu to switch between students you are observing [1]. The Homeroom displays only subjects where the selected student is enrolled. Additionally, the Subjects link in the Global Navigation Menu displays the same subjects.

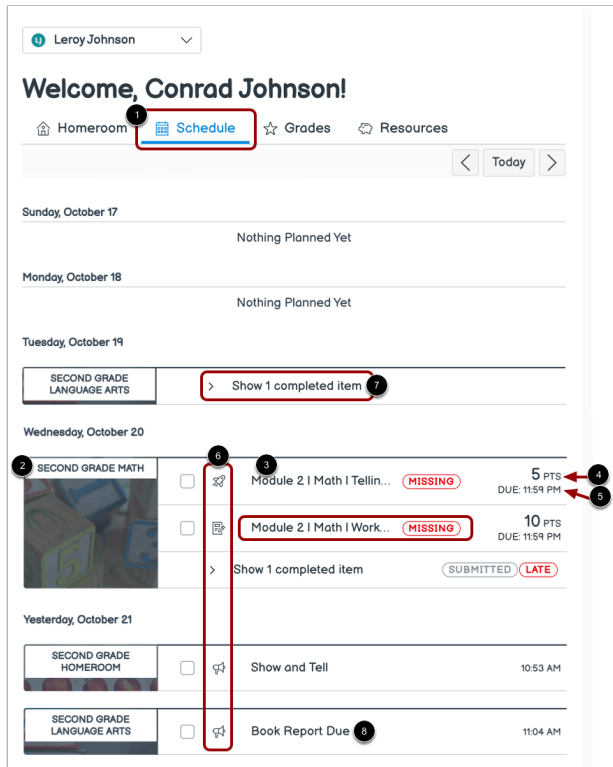
In the **Homeroom** tab [2], you can [view a homeroom announcement](#), if one has been added by your student's instructor [3].

You can also view your student's subjects [4] and subject details such as assignments that are due today [5], missing assignments [6], or [subject announcements](#) [7].

To view more subject details, click the name of the subject [8].

Items that your instructor has marked with an important date display in the sidebar [9].

View Homeroom Schedule



The screenshot shows the Canvas interface for a user named Leroy Johnson. The top navigation bar includes 'Homeroom', 'Schedule' (highlighted with a red box and callout 1), 'Grades', and 'Resources'. Below the navigation bar, the date 'Today' is displayed. The main content area shows a calendar view for October 17, 18, and 19. On October 19, there is a section for 'SECOND GRADE LANGUAGE ARTS' with a dropdown menu labeled 'Show 1 completed item' (callout 7). On October 20, there is a section for 'SECOND GRADE MATH' with a list of items. The first item is 'Module 2 I Math I Tellin...' (callout 3) with a 'MISSING' status, 5 PTS, and a due date of 11:59 PM (callout 4). The second item is 'Module 2 I Math I Work...' (callout 3) with a 'MISSING' status, 10 PTS, and a due date of 11:59 PM (callout 5). Below these items is a dropdown menu labeled 'Show 1 completed item' (callout 7) with 'SUBMITTED' and 'LATE' options. On October 21, there is a section for 'SECOND GRADE HOMEROOM' with a list of items. The first item is 'Show and Tell' (callout 6) with a due date of 10:53 AM. The second item is 'Book Report Due' (callout 8) with a due date of 11:04 AM.

In the **Schedule** tab [1], you can view various action items for all of your student's subjects by date.


Each item displays the subject name [2], item name [3], number of points (if points have been assigned) [4], and the due date [5].

Each item also displays an icon to differentiate between different assignment types and other items in the Schedule [6].





When an online assignment is submitted, the item is automatically marked as completed. To view completed assignments, click the **Show completed item** dropdown [7].

To view item details, click the name of the item [8].


View Homeroom Grades

 Leroy Johnson


Welcome, Conrad Johnson!

 Homeroom
  Schedule
  **Grades**
 Resources


Totals are calculated based only on graded assignments.



SECOND GRADE LANGUAGE ARTS



95%



SECOND GRADE MATH

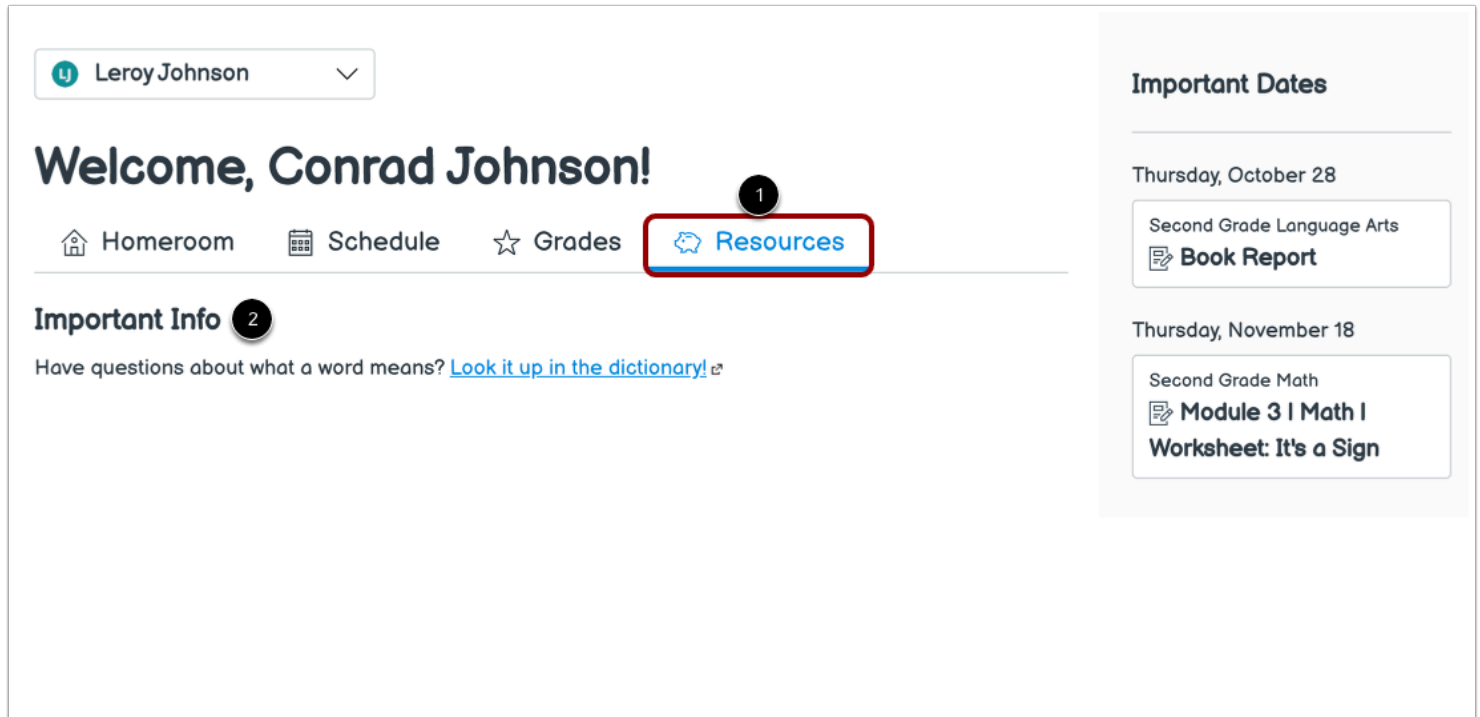
--

In the **Grades** tab [1], you can view grades for each of your student's subjects if allowed by your student's instructor [2].

To view grade details for a subject, click the subject name [3].

Note: If your student's instructor has hidden total subject grades, dashes display in place of the total subject grade [4].

View Homeroom Resources



Leroy Johnson ▾

Welcome, Conrad Johnson!

Home Homeroom Schedule Grades **Resources**

Important Info

Have questions about what a word means? [Look it up in the dictionary!](#)

Important Dates

Thursday, October 28

Second Grade Language Arts
Book Report

Thursday, November 18

Second Grade Math
Module 3 | Math I Worksheet: It's a Sign

In the **Resources** tab [1], you can view important information your student's instructor has added to the homeroom [2].

Notes:

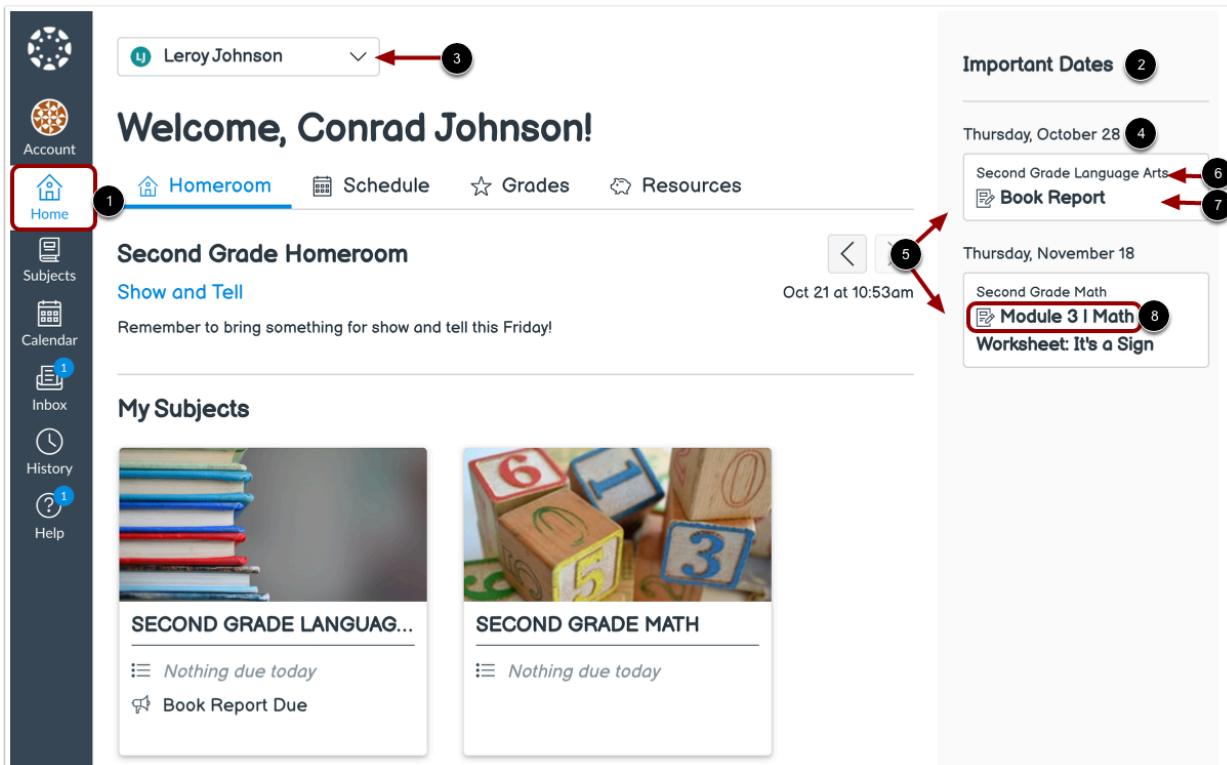
- If content has not been added to Important Information, the Important Information section does not display.
- If student applications have not been added to the homeroom, the Student Applications section does not display.

How do I view Important Dates as an observer?

This lesson applies to users at institutions that have enabled the Canvas for Elementary user interface.

You can view assignments, discussions, quizzes, and events that your instructor has marked as important in the Important Dates sidebar in the Homeroom.

View Important Dates



The screenshot shows the Canvas Homeroom interface for a user named Conrad Johnson. The sidebar on the left contains navigation links: Home (1), Subjects, Calendar, Inbox, History, and Help. The main content area displays the 'Second Grade Homeroom' for 'Leroy Johnson' (3). It includes a 'Show and Tell' section with a reminder to bring something for show and tell this Friday. Below this are 'My Subjects' sections for 'SECOND GRADE LANGUAGE ARTS' and 'SECOND GRADE MATH', both showing 'Nothing due today' and a 'Book Report Due' assignment. On the right, the 'Important Dates' sidebar (2) lists upcoming events. The first event is for 'Thursday, October 28' (4), showing a 'Second Grade Language Arts' assignment named 'Book Report' (6, 7). The second event is for 'Thursday, November 18', showing a 'Second Grade Math' assignment named 'Module 3 | Math Worksheet: It's a Sign' (8). A date picker (5) is visible between the two events, showing 'Oct 21 at 10:53am'.

In the **Homeroom** [1], you can view assignments, discussions, quizzes, and events that your student's instructor has marked as important in the **Important Dates** sidebar [2].

If you are observing more than one student, only the selected student's important dates display. To switch between students, use the **Observing** drop-down menu [3].

Items in the Important Dates sidebar are organized by the associated due date or event date [4].

Each item displays an icon with the event or assignment type [5] as well as the subject name [6], and item name [7].

To view item details, click the item's name [8].

Schedule

How do I view the schedule for a student as an observer?

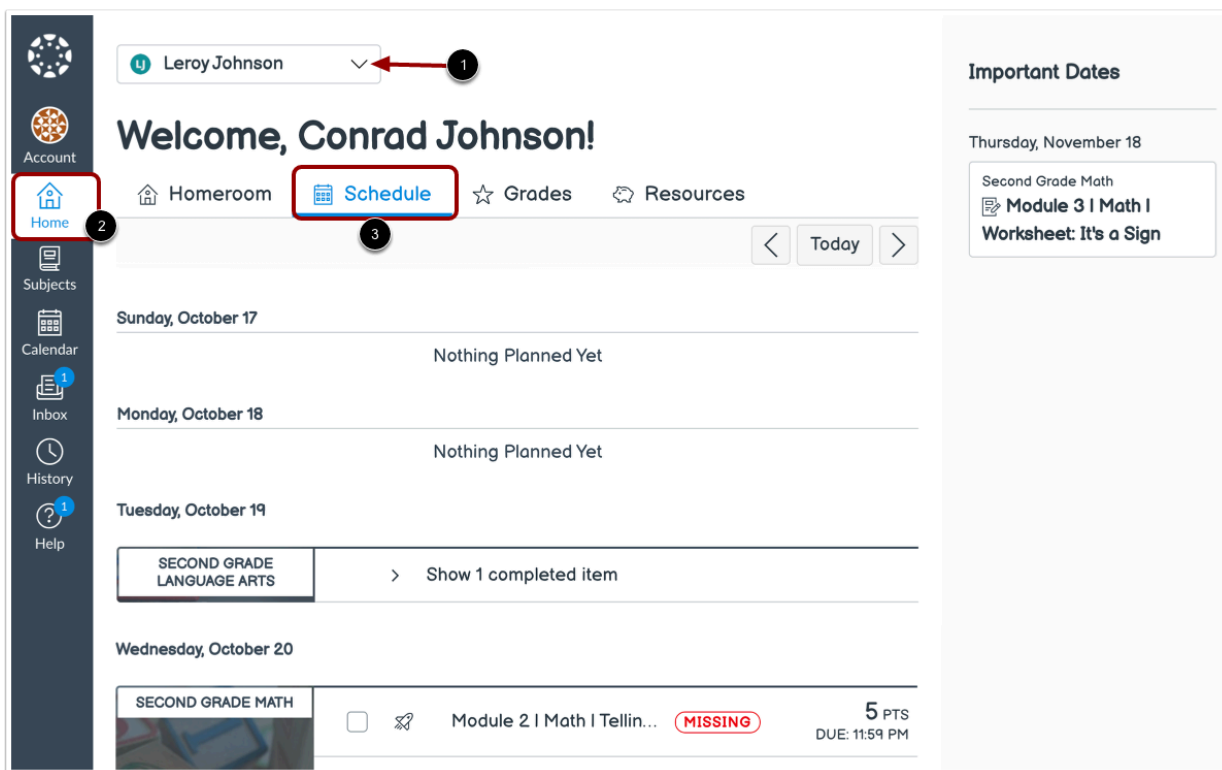
This lesson applies to users at institutions that have enabled the Canvas for Elementary user interface.

You can view upcoming assignments, discussions, quizzes, and events for each of your student's subjects in the Homeroom Schedule.

You can view upcoming assignments, discussions, quizzes, and events for a subject in the Subject Schedule.

Note: If the Schedule tab does not display in your homeroom or subject, it has been hidden by your student's instructor.

Open Homeroom Schedule



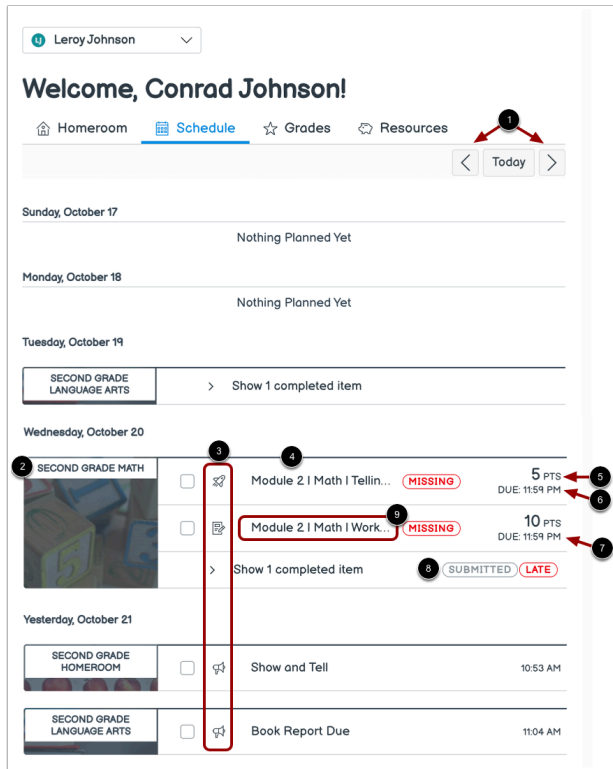
The screenshot shows the Canvas for Elementary Observer interface. At the top, there is a student selector dropdown showing 'Leroy Johnson' (labeled 1). Below this is a welcome message 'Welcome, Conrad Johnson!'. The main navigation bar includes 'Home' (labeled 2), 'Homeroom', 'Schedule' (labeled 3), 'Grades', and 'Resources'. The 'Schedule' tab is active. The main content area displays a calendar view for October 17-20. On October 19, there is a section for 'SECOND GRADE LANGUAGE ARTS' with a link to 'Show 1 completed item'. On October 20, there is a section for 'SECOND GRADE MATH' with a link to 'Module 2 | Math I Tellin...' and a 'MISSING' status. The right sidebar shows 'Important Dates' for Thursday, November 18, with a link to 'Second Grade Math Module 3 | Math I Worksheet: It's a Sign'.

You can view various action items scheduled for all of your student's subjects this week in the Homeroom Schedule.

To view the Homeroom Schedule, click the **Home** link in Global Navigation [1], then click the **Schedule** tab [2].

The schedule displays for the selected student. If you are observing more than one student, use the **Observing** drop-down menu to switch between students [3].

View Homeroom Schedule



The screenshot shows the Canvas interface for a user named Leroy Johnson. The 'Schedule' tab is selected, displaying a weekly view. The interface includes a navigation bar with 'Homeroom', 'Schedule', 'Grades', and 'Resources'. A calendar view shows dates from Sunday, October 17 to Wednesday, October 20. On Wednesday, October 20, there are two assignments listed under 'SECOND GRADE MATH': 'Module 2 I Math I Tellin...' (5 PTS, DUE: 11:59 PM) and 'Module 2 I Math I Work...' (10 PTS, DUE: 11:59 PM). Both are marked as 'MISSING'. A 'Show 1 completed item' link is visible. Below these, there are two more items: 'Show and Tell' (10:53 AM) and 'Book Report Due' (11:04 AM). The interface also shows 'SUBMITTED' and 'LATE' status indicators. Numbered callouts (1-9) highlight specific features: 1 points to the navigation bar, 2 to the subject name, 3 to the item type icon, 4 to the item name, 5 to the points, 6 to the due date, 7 to the To Do date, 8 to the graded assignment label, and 9 to the item name for details.

To view previous or future week schedules, use the **Previous** or **Next** buttons [1].

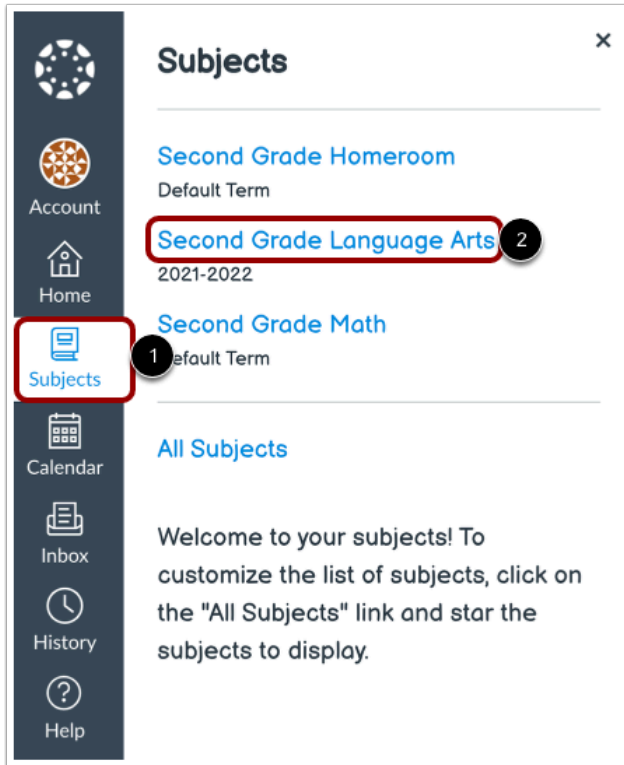
Each item displays the subject name [2], an icon to indicate the item type [3], and the item name [4].

If assigned, items may display the number of points [5], due date [6] or To Do date [7].

Labels display for graded assignments [8].

To view item details, click the name of the item [9].

Open Subject



You can view upcoming tasks for an individual subject in the subject.

To open your student's subject, click the **Subjects** link in Global Navigation [1]. Then click the subject name link [2].

View Subject Schedule

In the **Schedule** tab [1], you can view various action items for your student's subject this week.

To view previous or future week schedules, use the **Previous** or **Next** buttons [2].

Each item displays an icon to indicate the item type [3] and the item name [4].

If assigned, items may display the number of points [5], due date [6] or To Do date [7].

Labels display for graded assignments [8].

To view completed assignments, click the **Show completed item** dropdown [9].

To view item details, click the name of the item [10].

Subject Navigation

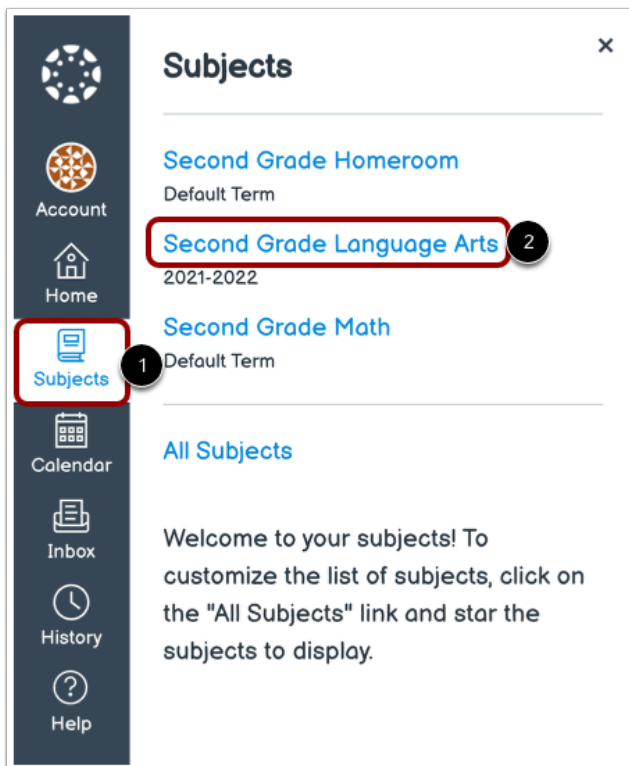
How do I navigate my student's subject as an observer?

This lesson applies to users at institutions that have enabled the Canvas for Elementary user interface.

If you are enrolled as an observer in a Canvas for Elementary subject, the Subject Home Page helps you navigate your student's subject and manage their coursework.

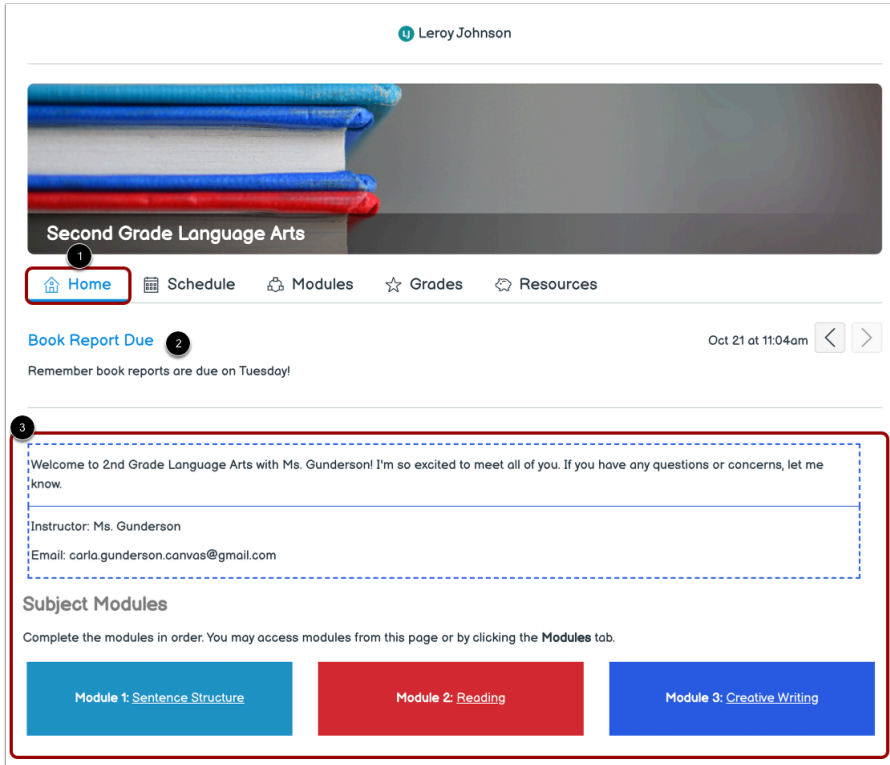
Note: If you do not have an active observer enrollment in a Canvas for Elementary subject, the [classic Course view](#) displays.

Open Subject



In Global Navigation, click the **Subjects** link [1], then click the name of the subject [2].

View Subject Home Page



1 Leroy Johnson

Second Grade Language Arts

1 Home Schedule Modules Grades Resources

Book Report Due 2 Oct 21 at 11:04am < >

Remember book reports are due on Tuesday!

3

Welcome to 2nd Grade Language Arts with Ms. Gunderson! I'm so excited to meet all of you. If you have any questions or concerns, let me know.

Instructor: Ms. Gunderson
Email: carla.gunderson.canvas@gmail.com

Subject Modules

Complete the modules in order. You may access modules from this page or by clicking the **Modules** tab.

Module 1: Sentence Structure Module 2: Reading Module 3: Creative Writing

In the **Home** tab [1], you can [view subject announcements](#), if added by your student's instructor [2].

You can also view the Subject Home Page [3].

Notes:

- Only the most recent subject announcement displays on the Subject Home page.
- Subject announcements are automatically hidden after two weeks.
- If the Home tab does not display in your student's subject, it has been hidden by your student's instructor.

View Subject Schedule

In the **Schedule** tab [1], you can view various action items for your student's subject this week.

Each item displays the item name [2], number of points (if points have been assigned) [3], and the due date [4].

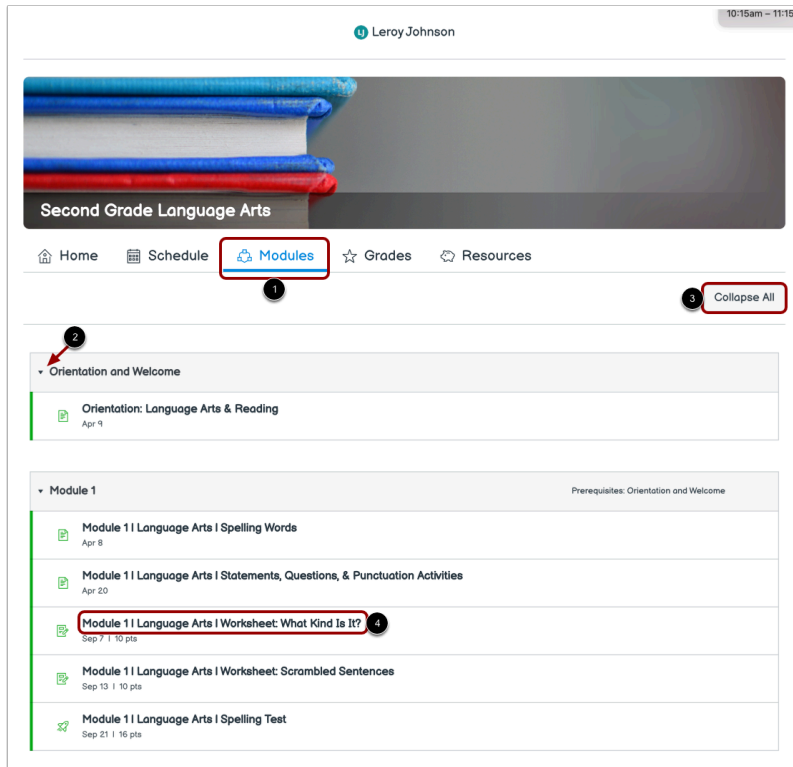
Each item also displays an icon to differentiate between different assignment types and other items in the Schedule [5].

When an online assignment is submitted, the item is automatically marked as completed. To view completed assignments, click the **Show completed item** dropdown [6].

To view item details, click the name of the item [7].

To view missing tasks (if any), click the **Show missing items** dropdown.

View Subject Modules



In the **Modules** tab, you can view modules for your student's subject [1]. Modules can include assignments, discussions, quizzes, pages, files, links, and external tools.

To collapse an individual module, click the module's collapse icon [2].


To collapse all modules, click the **Collapse All** button [3].

To view details for a module item, click the item's title [4].

Note: If the Modules tab does not display in your student's subject, it has been hidden by your student's instructor.

View Subject Grades

1 Leroy Johnson



Second Grade Language Arts

Home Schedule Modules **1 Grades** Resources

Total: 94.64% 2
 Totals are calculated based only on graded assignments.

> View Assignment Group Totals 3

Assignment	Due Date	Assignment Group	5 Score
Module 1 Language Arts Worksheet: What Kind Is It? Late Thu Sep 9, 2021 12:32pm 4	Tue Sep 7, 2021 11:59pm	Language Arts & Reading Activities	10 pts Out of 10 pts
Module 1 Language Arts Worksheet: Scrambled Sentences Late Tue Sep 14, 2021 12:09pm	Mon Sep 13, 2021 11:59pm	Language Arts & Reading Activities	9 pts Out of 10 pts

In the **Grades** tab [1], you can view your student's overall subject grade if allowed by their instructor [2].

To view assignment group totals, click the **View Assignment Group Totals** dropdown [3].

You can view an assignment's submission status in the **Assignment** column [4].


Graded items display scores in the **Score** column [5].


To view assignment details for an item, click the item name [6].

Notes:





- If your student's instructor has hidden total subject grades, dashes display in place of the total subject grade.
- If the Grades tab does not display in your student's subject, it has been hidden by your student's instructor.


View Subject Resources

 Leroy Johnson



Second Grade Language Arts

 Home
 Schedule
 Modules
 Grades


Resources

Important Info 2

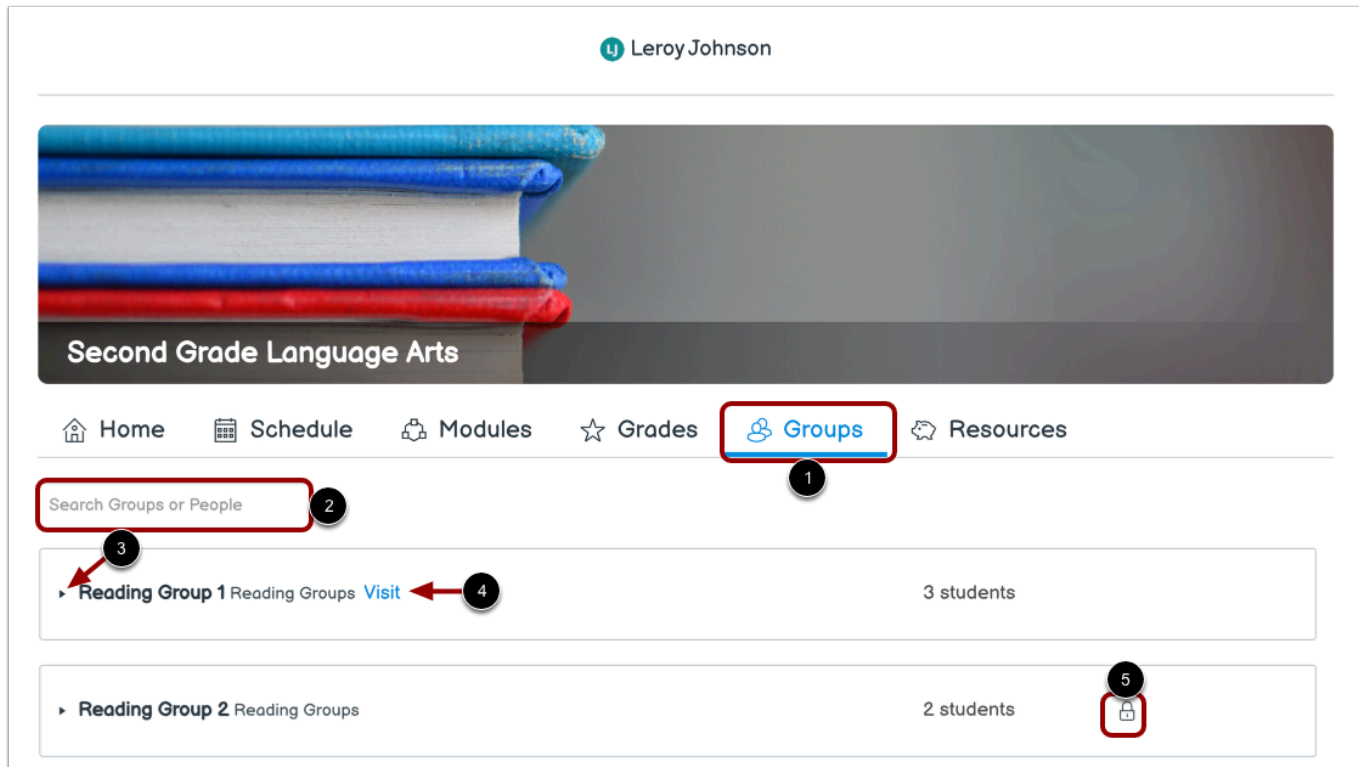
Have questions about what a word means? [Look it up in the dictionary!](#)

In the **Resources** tab [1], you can view important information your student's instructor has added to the subject [2].

Notes:

- If content has not been added to Important Information, the Important Information section does not display.
- If student applications have not been added to the homeroom, the Student Applications section does not display.
- If student applications and important information has not been added to the subject, the Resources tab does not display.

View Subject Groups



If the subject includes at least one active group, the **Groups** tab displays [1].

In the Groups tab, you can view all subject groups.

To search for a group or person, use the **Search** field [2].

To view group users, click the group's **Expand** icon [3].

If your student is a member of a group, you can visit their group page. To visit your student's group page, click the **Visit** link [4].

A **Lock** icon appears for groups in which your student is not a member [5].

Note: If the Groups tab does not display, your student's subject does not have any active groups.