

# Launching Canvas Courses from the Resource Library

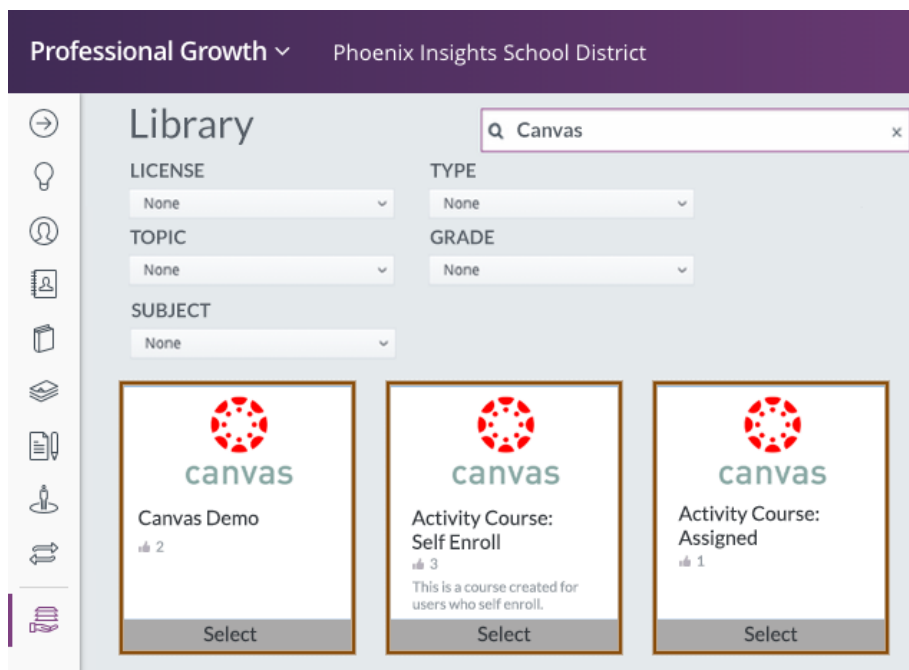
This feature is available through the Resource Library and is applicable to users who have the Insights Platform and Canvas Integration.

Users with the proper permissions can access a Canvas course via the Resource Library.

*Resource Library > Browse Library*

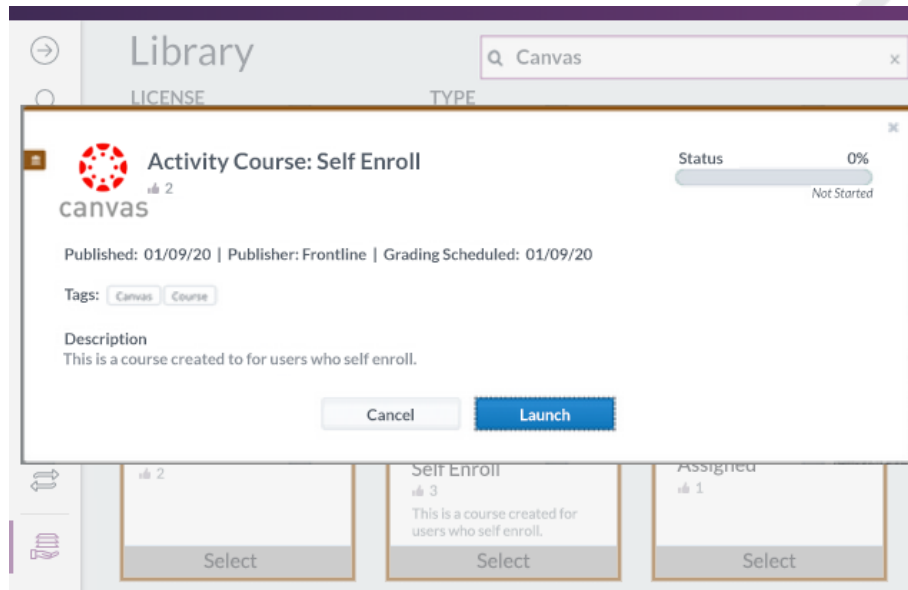
The Resource Selector will appear where you can locate the course in question.

Use the "Type" filter or "Keyword Search" to find specific Canvas courses.



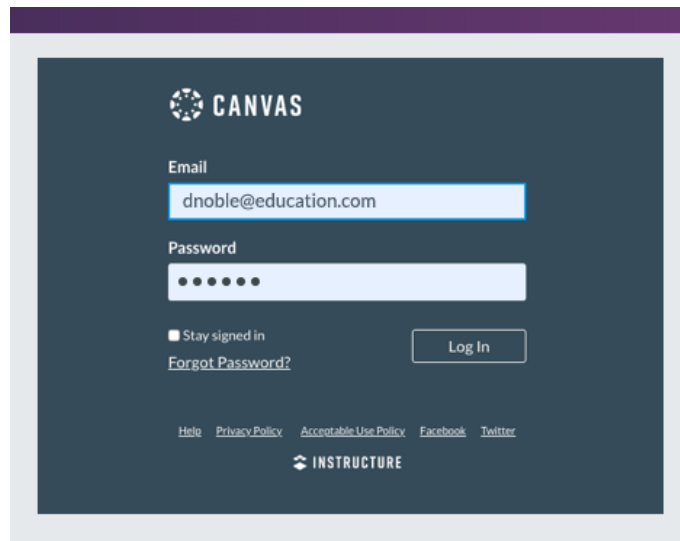
Once the course is located, click on its resource card. This will open a pop-up box where you will click the **Launch** button.



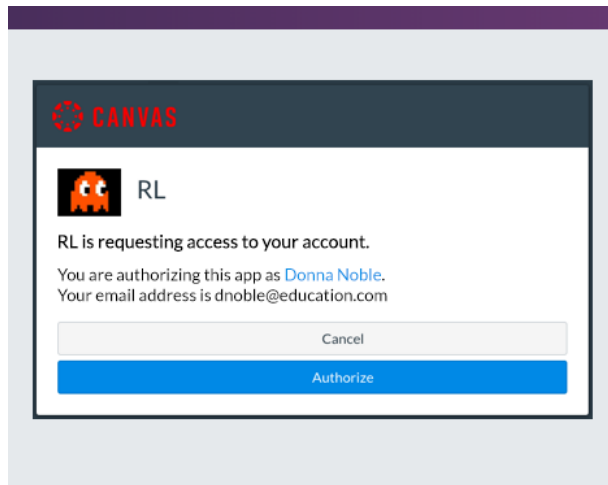


Users must be logged into Canvas with an active session in order to be taken directly to the course. Otherwise, the user will be prompted to log in to Canvas first, prior to gaining access.

First-time users of the Canvas Integration will receive a prompt to log in. If this applies, enter your Canvas credentials (e.g. email/password) and click **Log In**.



Once signed in, select the **Authorize** button to access your Canvas account.



Account access allows a user to skip this step in the future and directly open the import tool. However, please note that it is possible to de-authorize an account in Canvas, if needed. This action would require the user to create a new Canvas login and to initiate authorization once more.

Once the account is authorized, the Canvas course will appear.

