

Home > Canvas > Canvas Studio > Studio

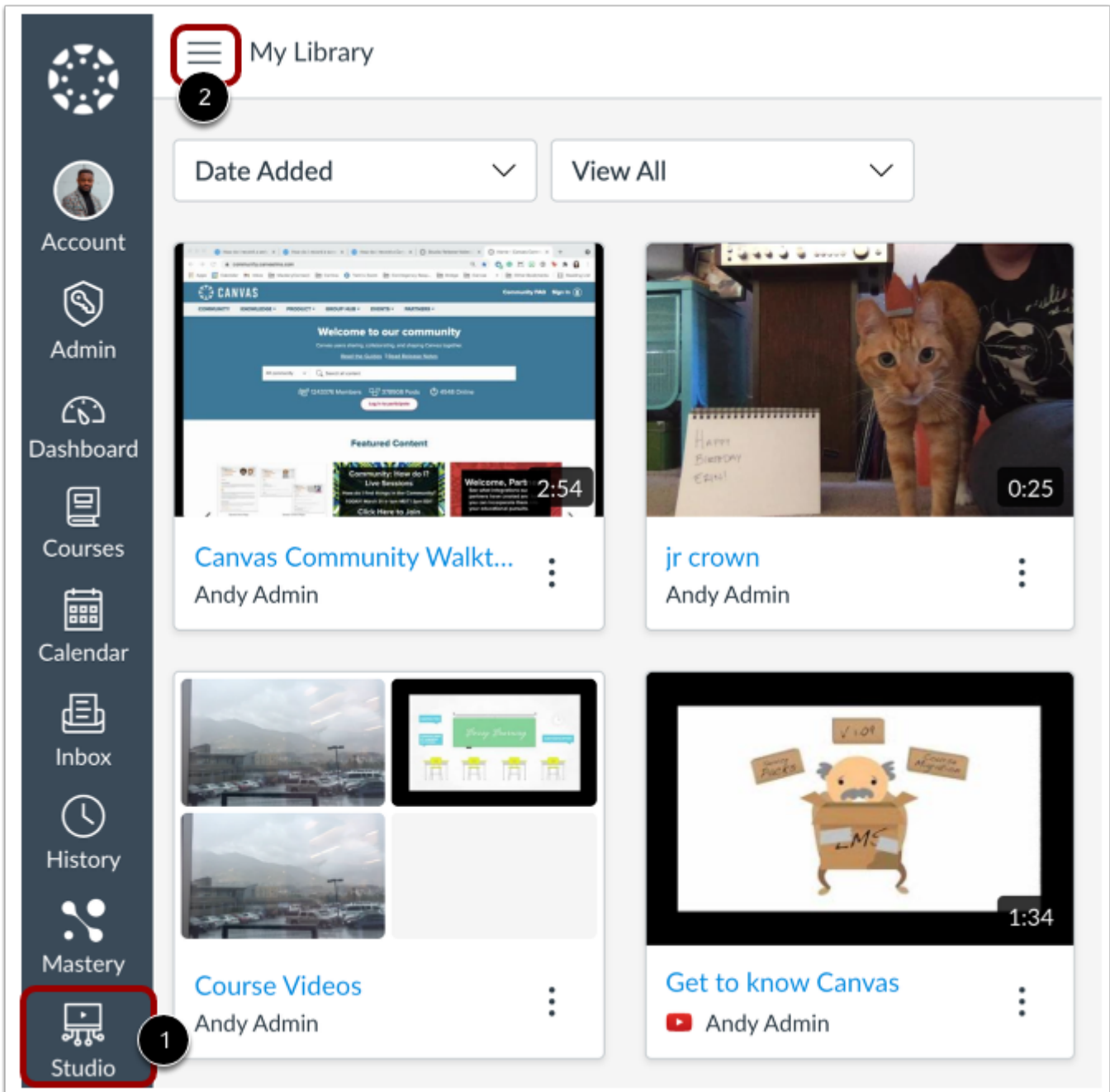
> **How do I view Studio Analytics for users in my ins...**

## How do I view Studio Analytics for users in my institution's Canvas Studio account?

As an admin, you can view usage data for your institution's Studio account. Studio user analytics include the number of users in your Studio account, as well as the top ten users by upload and by storage.

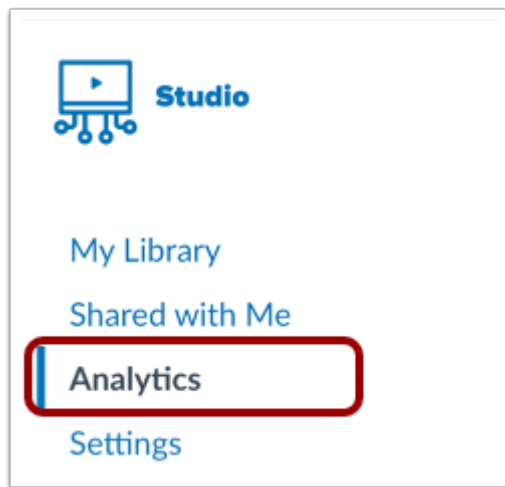
You can also view [Studio media analytics](#).

### Open Studio Navigation



In Global Navigation, click the **Studio** icon [1]. Then click the **Navigation Menu** icon [2].

## Open Studio Analytics



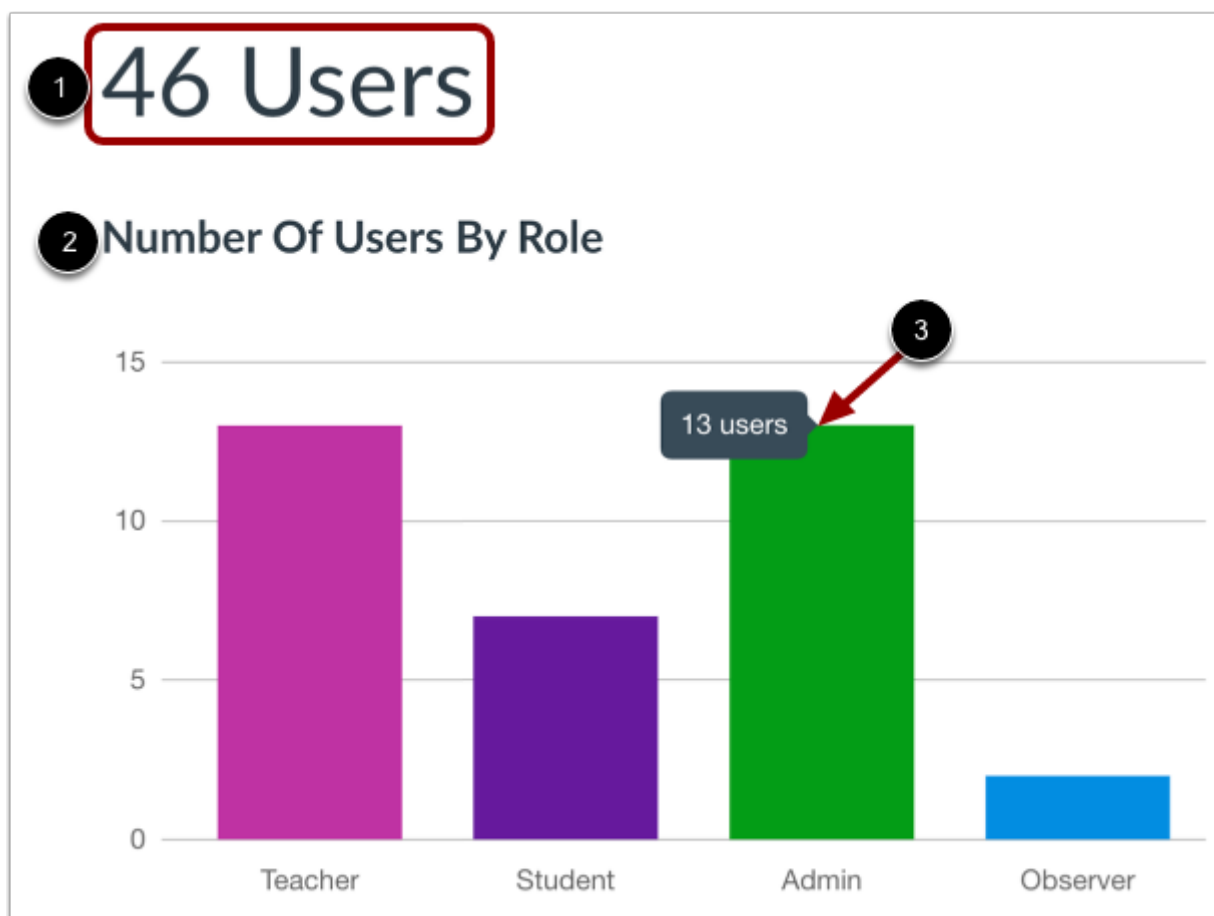
In the Studio Navigation menu, click the **Analytics** link.

## Open User Tab



By default, Studio Analytics displays the Media tab. To view user analytics, click the **Users** tab.

## View User Counts



The Users page displays the total number of users in your Studio account [1].

You can also view the total number of users for each user role in the **Number of Users by Role** graph [2]. To view the number of users in your account with for a specific user role, hover over the bar in the graph [3].

**Note:** The Number of Users By Role graph displays the total number of users assigned to each role. The sum of the users in the graph may differ from the total number of users in your account if a user is enrolled in multiple courses with more than one user role.

## View Top Users by Upload

Top Users			
By Uploads <span>By Storage</span>			
	2 User Name	3 Email	4 Uploaded Media
1	Doug Roberts	<a href="mailto:doug.roberts.canvas@gmail.com">doug.roberts.canvas@gmail.com</a>	14
2	Andy Admin	<a href="mailto:andy.ad.canvas@gmail.com">andy.ad.canvas@gmail.com</a>	13
3	Andy Admin	<a href="mailto:docbridgeuser@instructure.com">docbridgeuser@instructure.com</a>	7
4	Max Johnson	<a href="mailto:max.johnson.canvas@gmail.com">max.johnson.canvas@gmail.com</a>	5
5	Emily Boone	<a href="mailto:emily.boone.canvas@gmail.com">emily.boone.canvas@gmail.com</a>	4
6	Doug Roberts	<a href="mailto:docbridgeuser+14@instructure.com">docbridgeuser+14@instructure.com</a>	4
7	Demi Smith	<a href="mailto:nbodily+demi@instructure.com">nbodily+demi@instructure.com</a>	3
8	Jessica Doe	<a href="mailto:jessica.doe.canvas@gmail.com">jessica.doe.canvas@gmail.com</a>	2
9	Adam Pierce	<a href="mailto:docbridgeuser+11@instructure.com">docbridgeuser+11@instructure.com</a>	2
10	Erin Hallmark	<a href="mailto:erin@instructure.com">erin@instructure.com</a>	1

By default, the Top Users section displays the **By Uploads** tab [1]. The Top Users By Uploads list displays the top ten users with the most media uploads in your account. For each user, the list displays the user name [2], email [3], and number of uploaded media [4].

To email a user in the list, locate the user in the list and click their email link [5].

## View Top Users by Storage

### Top Users

By Uploads **By Storage**

	2 User Name	3 Email	4 Storage Used
1	Andy Admin	<a href="mailto:andy.ad.canvas@gmail.com">andy.ad.canvas@gmail.com</a>	0.7 GB
2	Doug Roberts	<a href="mailto:doug.roberts.canvas@gmail.com">doug.roberts.canvas@gmail.com</a>	0.3 GB
3	Max Johnson	<b>5</b> → <a href="mailto:max.johnson.canvas@gmail.com">max.johnson.canvas@gmail.com</a>	0.2 GB
4	Jessica Doe	<a href="mailto:jessica.doe.canvas@gmail.com">jessica.doe.canvas@gmail.com</a>	0.1 GB
5	Doug Roberts	<a href="mailto:docbridgeuser+14@instructure.com">docbridgeuser+14@instructure.com</a>	0 GB
6	Andy Admin	<a href="mailto:docbridgeuser@instructure.com">docbridgeuser@instructure.com</a>	0 GB
7	Emily Boone	<a href="mailto:emily.boone.canvas@gmail.com">emily.boone.canvas@gmail.com</a>	<b>6</b> → 0 GB
8	Erin Hallmark	<a href="mailto:erin@instructure.com">erin@instructure.com</a>	0 GB
9	Adam Pierce	<a href="mailto:docbridgeuser+11@instructure.com">docbridgeuser+11@instructure.com</a>	0 GB
10	Test Student		0 GB

To view the top ten users by storage, click the **By Storage** tab [1]. The Top Users By Storage list displays the top ten users whose media occupies the most storage in your Studio account. For each user, the list displays the user name [2], email [3], and number of uploaded media [4].

To email a user in the list, locate the user in the list and click their email link [5].

**Note:** If the user's uploaded media is less than 50 MB, the Storage Used column displays 0MB [6].

account analytics

admin Admin Analytics canvas studio canvas studio analytics canvas studio guide

canvas studio media canvas studio video Studio Admins usage usage data user analytics

Add tags

0 Kudos

Share

Was this article helpful?

Yes No

