

Home > Canvas > Canvas Studio > Studio

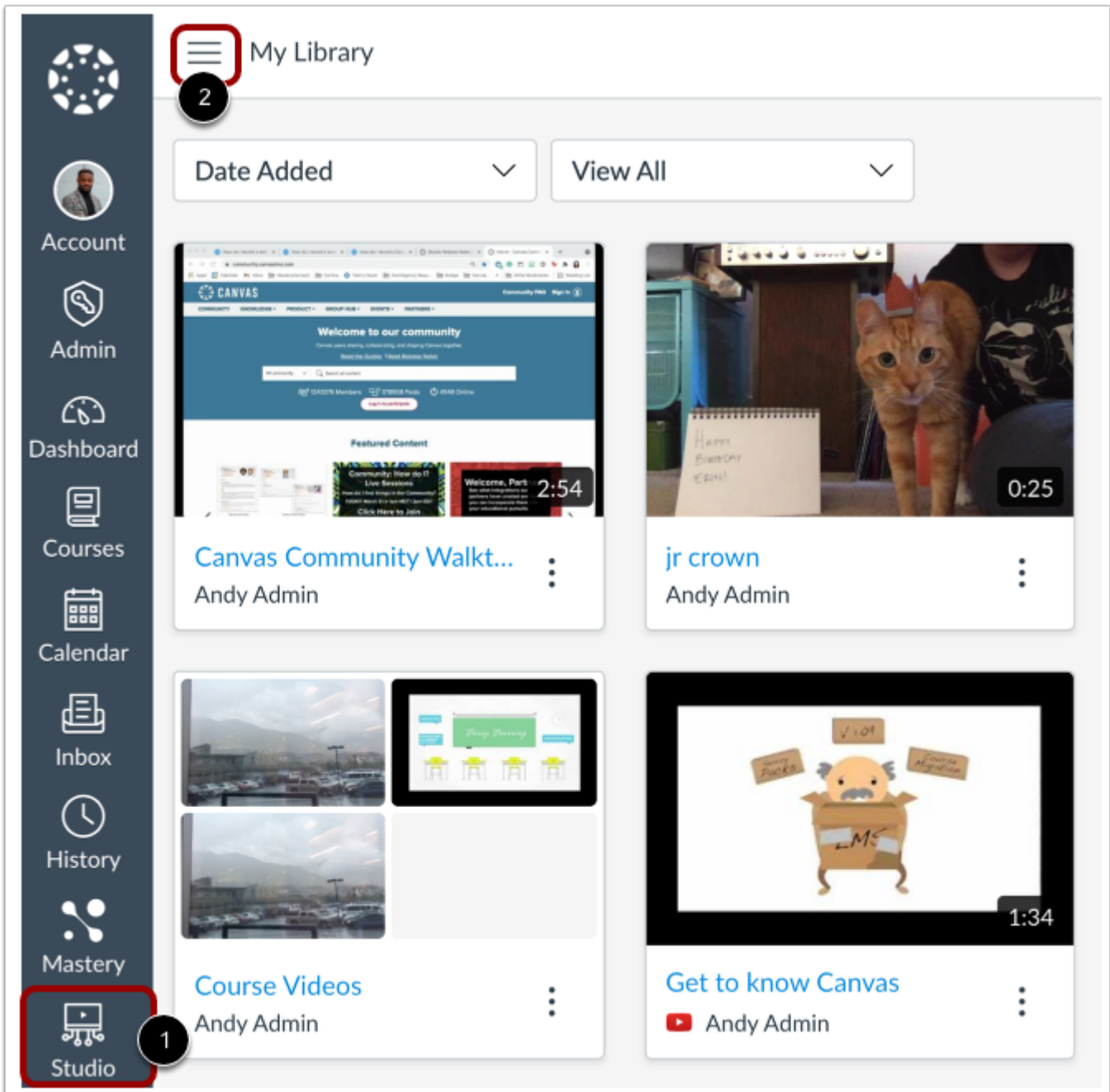
> **How do I view Studio Analytics media usage data fo...**

## How do I view Studio Analytics media usage data for my institution's Canvas Studio account?

As an admin, you can view usage data for your institution's Studio account. Studio media analytics include information about the amount, duration, and storage, of media as well as the number of courses with embedded media.

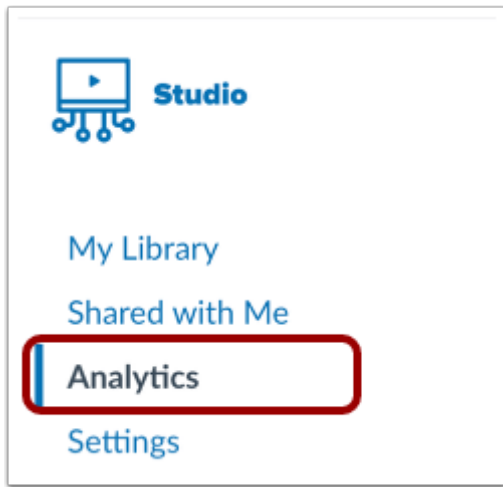
You can also view [Studio user analytics](#).

### Open Studio Navigation



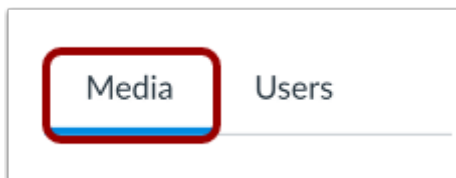
In Global Navigation, click the **Studio** icon [1]. Then click the **Navigation Menu** icon [2].

## Open Studio Analytics



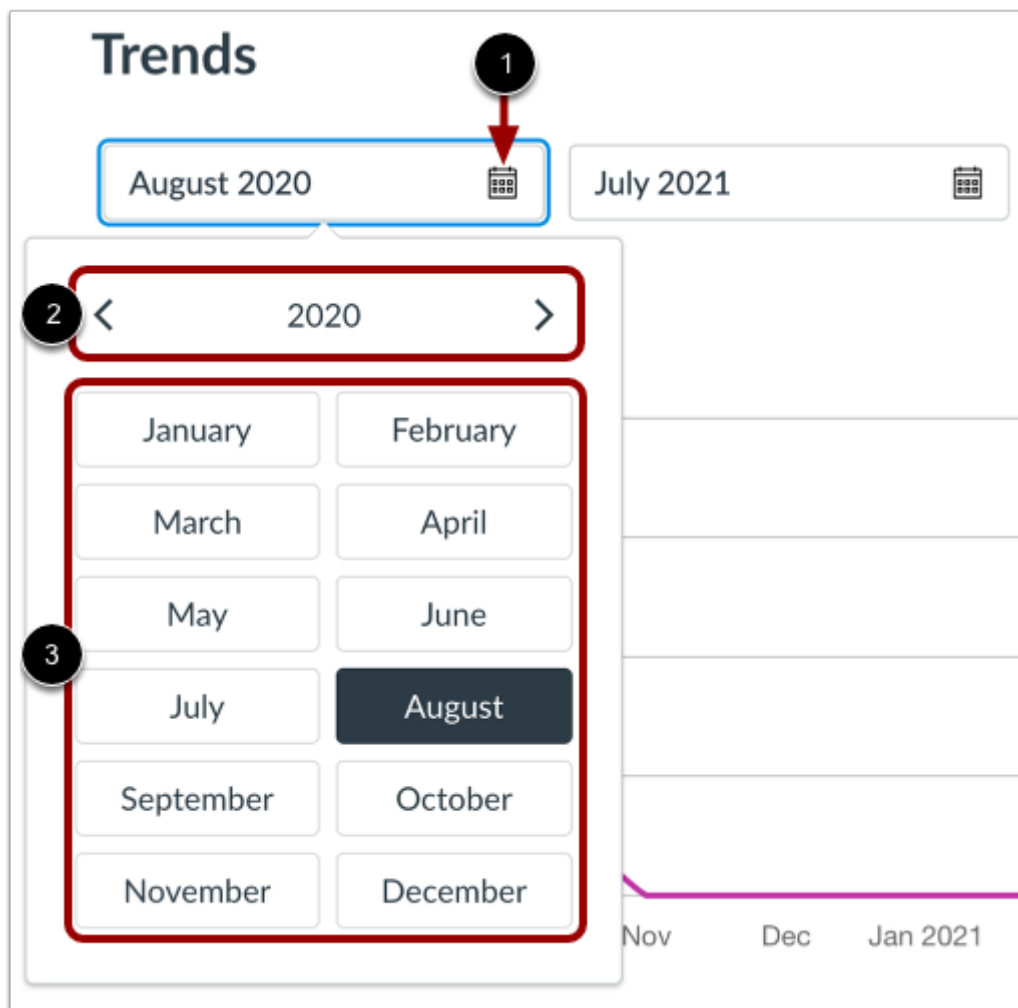
In the Studio Navigation menu, click the **Analytics** link.

## View Media Tab



By default, Studio Analytics displays the **Media** tab.

## Select Date Range



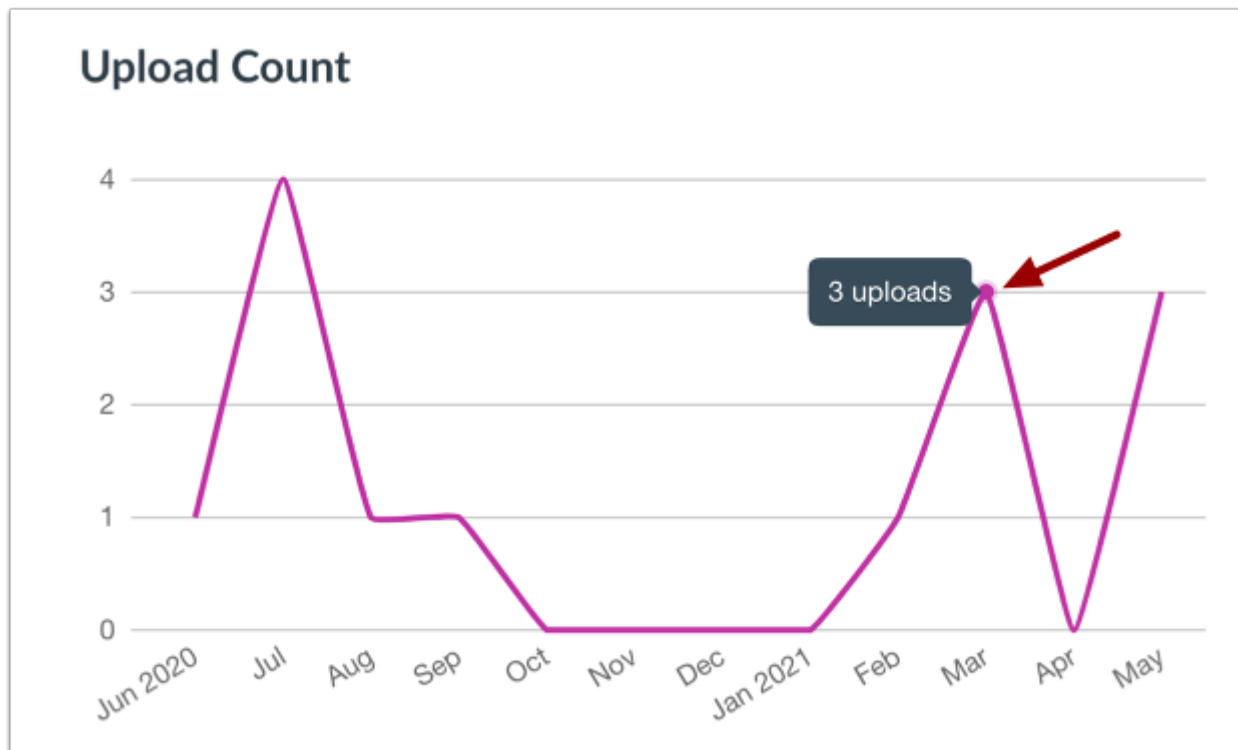
By default, the Media page displays data for the current twelve month interval. However, you can customize the date range for the displayed data.

To select a different start or end month and year, click the **calendar** icon [1].

To select a different year, click the **arrow** icons [2].

To select a month, click the corresponding button for the desired month [3].

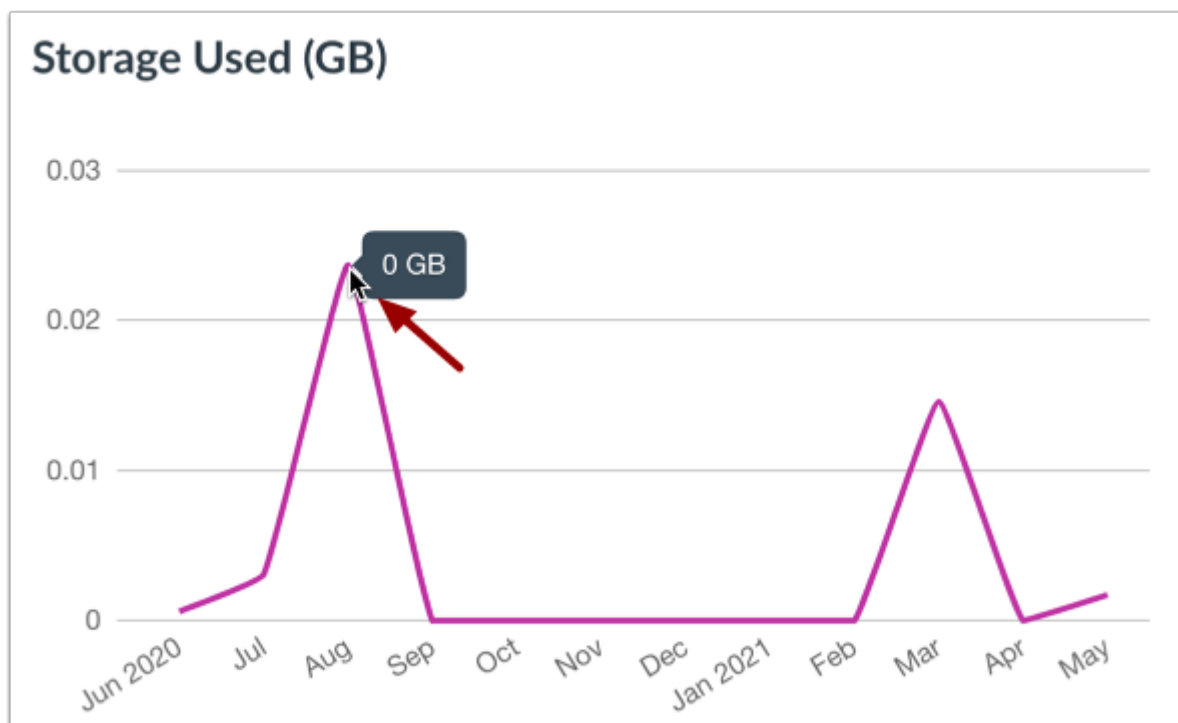
## View Upload Count Graph



The Upload Count Graph displays the number of new media uploaded in your Studio account for each month in the defined time range. To view the total of new uploads for a specific month, hover over the corresponding point in the graph.

**Note:** Deleted Studio media does not affect the Upload Count graph. The graph only displays the number of uploads and does not adjust if media is also removed from your Studio account in that month. You can view your account's current media total in the Summary section.

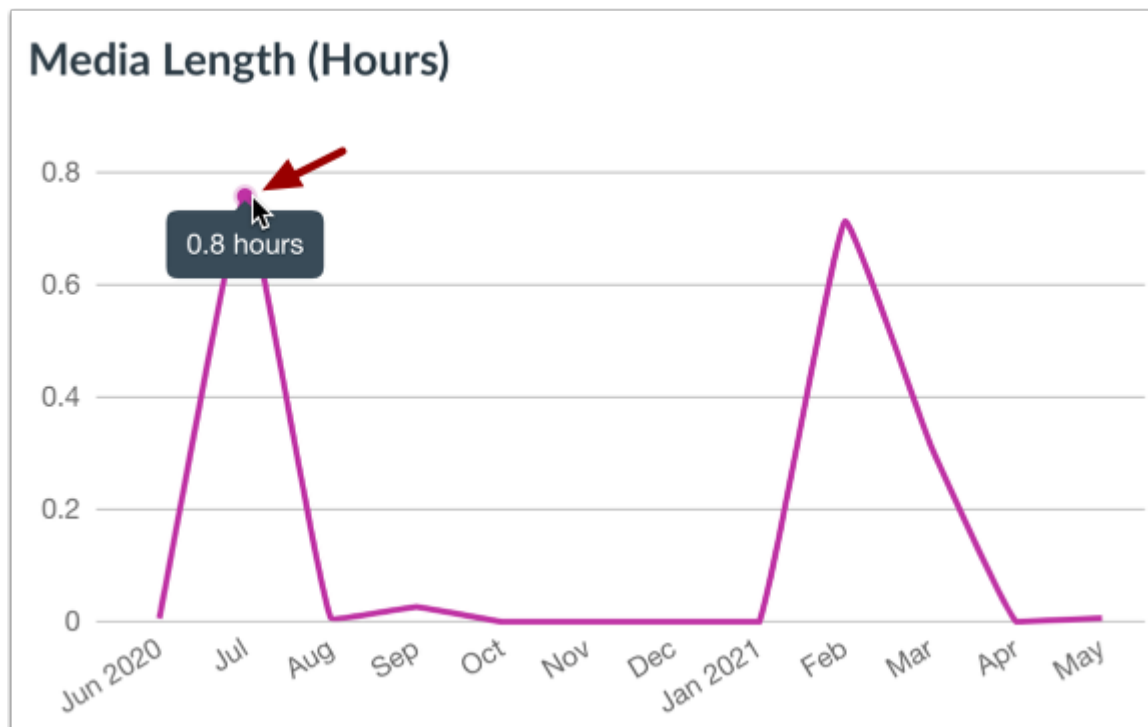
## View Storage Used Graph



The Storage Used graph displays the amount of storage used by Studio media in the account for the defined time range. To view the storage used for uploads in a specific month, hover over the corresponding point in the graph.

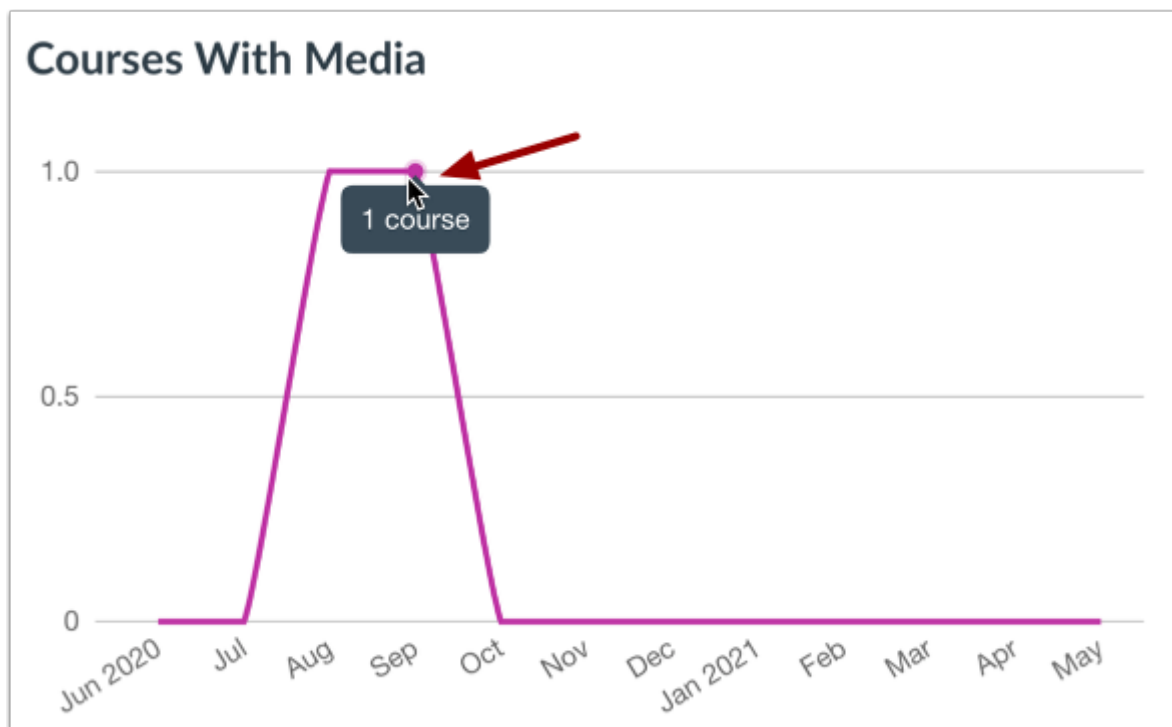
**Note:** The Storage Used graph may display a zero if the total amount of storage used is less than 50MB.

## View Media Length Graph



The Media Length graph displays the total length of Studio media in hours in the account for the defined time range. To view the media length for uploads in a specific month, hover over the corresponding point in the graph.

## View Courses With Media Graph



The Course With Media graph displays the total number of newly created courses with uploaded Studio media in your account for the defined time range. To view the number of newly created courses with studio media in a specific month, hover over the corresponding point in the graph.

**Note:** If new media is added to an existing course, the course is not included in the Courses With Media count for the month.

## View Account Summary

**Summary**

1 TOTAL MEDIA 62 2 STORAGE USED 1.4 GB 3 MEDIA LENGTH 2.7 hours 4 COURSES WITH MEDIA 20 3 Download CSV

Month ▾	Uploaded Media	Storage Used	Media Length	Courses With Media
May 2021	3	0 GB	0 hours	0
Apr 2021	0	0 GB	0 hours	0
Mar 2021	3	0 GB	0.3 hours	0
Feb 2021	1	0 GB	0.7 hours	0
Jan 2021	0	0 GB	0 hours	0
Dec 2020	0	0 GB	0 hours	0
Nov 2020	0	0 GB	0 hours	0
Oct 2020	0	0 GB	0 hours	0
Sep 2020	1	0 GB	0 hours	1
Aug 2020	1	0 GB	0 hours	1
Jul 2020	4	0 GB	0.8 hours	0
Jun 2020	1	0 GB	0 hours	0

1 2 3 4 ... 6 >

The Summary section displays the current media analytics data for your Studio account [1] as well as a paginated list of your Studio media analytics by month [2].

To download the monthly analytics list as a CSV file, click the **Download CSV** button [3].

## View Current Account Media Summary

**Summary**

1 TOTAL MEDIA 62 2 STORAGE USED 1.4 GB 3 MEDIA LENGTH 2.7 hours 4 COURSES WITH MEDIA 20

View the current media analytics for your account:

- **Total Media** [1]: the current total number of media uploaded in your Studio account. This number is affected by media uploads and deletions.
- **Storage Used** [2]: the current amount of storage used in your Studio account.
- **Media Length** [3]: the current total length of all Studio media in your account.
- **Courses with Media** [4]: the current total number of courses in your account with at least one Studio media upload.

## View Media Analytics List



Month ▾	Uploaded Media ▾	Storage Used	Media Length	Courses With Media
May 2021	0	0 GB	0 hours	0
Apr 2021	0	0 GB	0 hours	0
Mar 2021	3	0 GB	0.3 hours	0
Feb 2021	1	0 GB	0.7 hours	0
Jan 2021	0	0 GB	0 hours	0
Dec 2020	0	0 GB	0 hours	0
Nov 2020	0	0 GB	0 hours	0
Oct 2020	0	0 GB	0 hours	0
Sep 2020	1	0 GB	0 hours	1
Aug 2020	1	0 GB	0 hours	1
Jul 2020	4	0 GB	0.8 hours	0
Jun 2020	1	0 GB	0 hours	0

1 2 3 4 ... 6 >

View the media analytics list for your account.

By default, the list displays data in descending order from the most to least recent date [1]. To sort the list in ascending or descending order by uploaded media, storage, length, or courses with media, click the header name [2].

To view additional data for your account, use the page navigation icons and links [3].

**Note:** If the uploaded media in a month is less than 50 MB, the Storage Used column displays OMB [4].

account analytics

admin Admin Analytics canvas studio canvas studio analytics canvas studio guide

canvas studio media canvas studio video media usage media usage data Studio Admins usage data

Add tags

0 Kudos

Share

Was this article helpful?

Yes No

