



Personalizing Learning in Canvas

tinyurl.com/PLCanvas

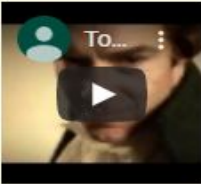
Links to Various Resources

- Links to content can be added to pages, discussion, assignments, calendar events, and announcements
- Streamline links to resources to avoid overwhelming students (Just whelm them. 😊)
- Consider having different sections for links...
 - Required links
 - Links to extend knowledge
 - Remediation links
 - Examples
- Links can be added directly in Canvas or even in an embedded Google Doc



Tic-Tac-Toe Choice Board

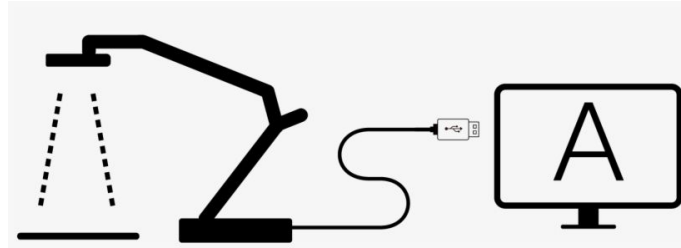
Template in the Canvas Commons.
Search for “Corris” and “Stretch”

<p><u>Breakout the Textbook</u> Grab a textbook and read the following pages to help further your understanding of converting fractions and decimals. Then take the quiz. Must score at least 85% to move on. Quiz can be taken more than once.</p> <p>Pages 33-38 and 45-52 (Remember: The goal is to learn...not just need the words!) *****</p> <p><u>Link to mastery quiz</u></p>	<p><u>Stump Your Partner</u> Work with one other person. One of you will convert decimals to fractions the other will convert fractions to decimals. Each of you create ten problems on paper and solve them incorrectly. Yes, incorrectly! When both of you are done, swap papers and see if your partner can find the errors.</p>	<p><u>Song Parody</u> Create a song parody that teaches how to convert fractions and decimals. <u>Click here for more detailed instructions.</u></p> <p>Here is an off topic example of a song parody:</p>  <p>*****</p> <p><u>Click here to submit project.</u></p>
<p><u>Let's Go Surfin' Now</u> Visit the following websites to help further your understanding of converting fractions and decimals. Then take the quiz. Must score at least 85% to move on. Quiz can be taken more than once.</p> <p><u>Convert Decimals to Fractions</u> ✓ <u>Convert Fractions to Decimals</u> ✓ *****</p> <p><u>Link to mastery quiz</u></p>	<p><u>List of Problems</u> (Work in groups of 2-5 people) On paper, each person creates their own list of 10 businesses, companies, organizations, etc. that convert decimals to fractions or fractions to decimals. You also need to explain how it could be a problem for each group if decimals and fractions were incorrectly converted. At the end share and discuss your lists and see who had the most unique items on their list that no one else had listed.</p>	<p>Tell Me a Story Create a fictional or nonfictional story that helps people learn how to convert fractions and decimals and why it is important to know how to perform these tasks. <u>Click here for more detailed instructions.</u> *****</p> <p><u>Click here to submit project.</u></p>
<p><u>"Khan" under the Following</u> Watch these three videos, then take the quiz. Must score at least 85% to move on. Quiz can be taken more than once.</p> <p><u>Decimal to Simplified Fraction</u> ✓ <u>Fraction to Decimal</u> ✓ <u>Fraction to Decimal w/ Rounding</u> ✓ *****</p> <p><u>Link to mastery quiz</u></p>	<p><u>How Do You Do That?</u> (Work in groups of 2-2) Pretend you are going to teach someone how to convert decimals and fractions. Make two lists. One will be the top 8-10 things that you would want people to know about converting fractions to decimals. The other list would be the top 8-10 things you would want people to know when converting decimals to fractions. When finished, discuss the lists. Identify similarities and differences. Then decide which one you would teach first and be able to explain why.</p>	<p><u>You Must Be Hungry</u> Find a recipe that includes at least 5 fractions. (There are some good chocolate chip cookie recipes that would work for this!) You job will be to triple the recipe and then convert the fractions to decimals. Rewrite the recipe with the measurements as decimals in an Office 365 Word documents and use the link below to submit the assignment. <small>(No, I cannot give you credit if you actually bring cookies in. I will be grateful though.)</small> <u>Click here for more detailed instructions.</u> *****</p> <p><u>Click here to submit project.</u></p>

Flipped Instruction



- Flipped can be incorporated into class and does NOT have to be done at home
- Add videos to a Canvas quiz question
- Add videos to pages
- Add videos to discussions

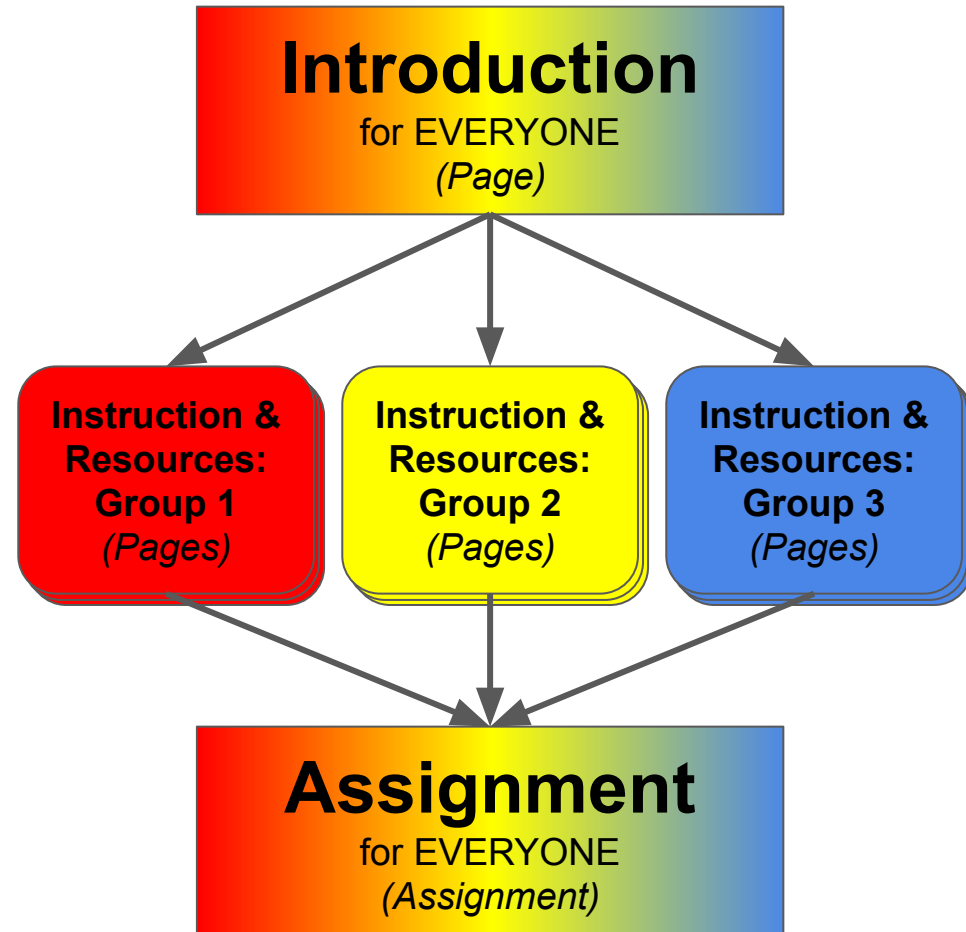


Differentiating Instruction

- Add Intro to module for Everyone to see.
- Do NOT add Instruction & Resources pages to module. Link to them from the intro page.
- Share which groups students are in.
- Groups based on data

Helpful Hint...

If **Pages** is removed from the Navigation bar along the left side of your Canvas course window, students will only see the pages that have been added to modules. However, you can still link to those pages to give students access.



Mastery Paths

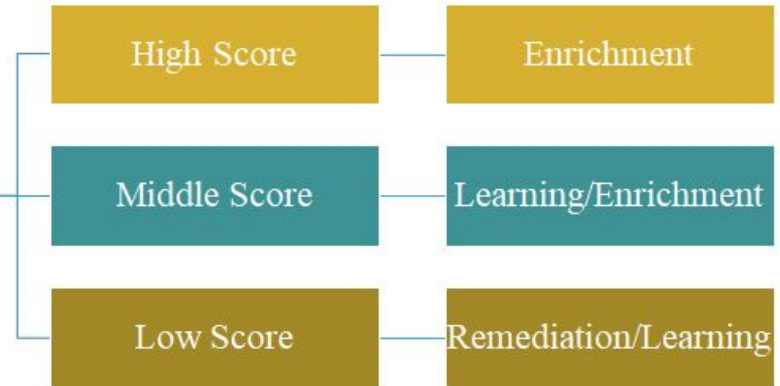
- Students take an initial graded assessment
 - Graded quiz
 - Graded Assignment
 - Graded Discussion
- Can be auto graded (only select quiz question types) or manually graded
- Score will decide what content is released to students

Helpful Hint...

Initial Assessment

There are only 3 paths. One possibility includes...

- a remediation + learning path
- a learning + enrichment path
- an extended learning and enrichment path.





Playlist Pages

- Create your playlist on a Canvas page
- Link to or embed your playlist file in Canvas

Disney Princess

Disney Princess, also called the Princess Line, is a media franchise and toy line owned by The Walt Disney Company. Created by Disney Consumer Products chairman Andy Mooney in the early 2000s, the franchise features a line-up of fictional female protagonists who have appeared in various Disney franchises. [More info](#)

Work through this playlist to find out more about what it takes to be a Disney Princess.

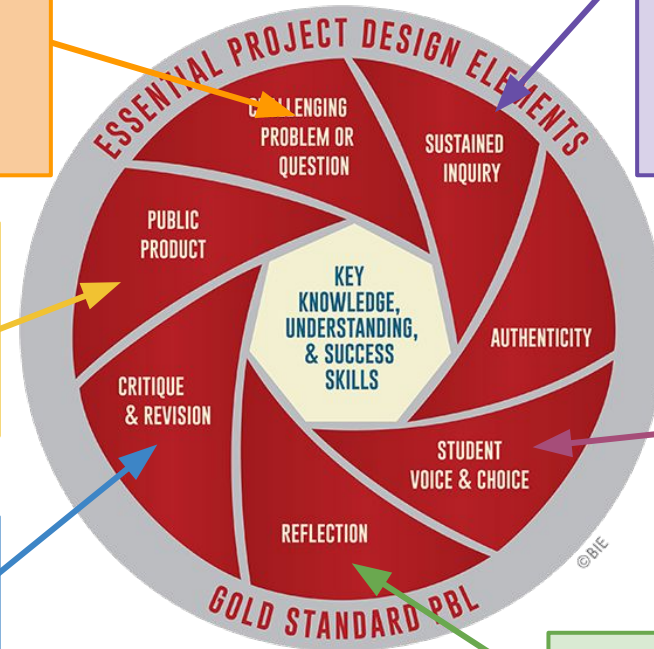
<p>Some extra help:</p> <ul style="list-style-type: none"> If you do not know all 12 of the princesses names, use this link to discover names and put them with a face. 12 Disney Princesses
<p>Required reading:</p> <ul style="list-style-type: none"> Find out some background about all of the Disney Princesses - List of Disney Princesses
<p>One Princess - Choose 1 Disney Princess and complete 2 of the following:</p> <ul style="list-style-type: none"> Identify 2 different ways this princess could influence the lives of children throughout the world. (May not affect all children the same way based on culture/backgrounds). Create a video, an interview, or a podcast that addresses the significance of the story of your princess? Let's assume that your princess was going to use some of her wealth to change the world. Based on her character traits and personality, what organization would she either join or create? Explain with details the reasons for this decision. <p>Submit any final documents or files to this Canvas assignment: One Princess</p>
<p>Two Princesses - Choose 2 main princesses that come from different cultural backgrounds. Complete two of the following:</p> <ul style="list-style-type: none"> Compare and contrast the two princesses and explain how their cultural backgrounds make them similar and different. Include details about their garments, personal lives, characteristics, how they treat others, choices they make, etc. Pretend that the two princesses that you have chosen were taken out of their own story and placed in the other one's story. Describe ways that you feel the story lines would change based on each princess personality, experiences, and characteristics. Pretend that each Disney Princess is running for president of the United States (even if they weren't born in the U.S. We are pretending after all). Identify what political party you feel they would align themselves with and identify campaign promises they might make and identify at least 3 key issues they would want to address as President. <p>Submit any final documents or files to this Canvas assignment: Two Princesses</p>
<p>Twelve Princesses - Using all 12 of the Disney Princesses, complete one of the following:</p> <ul style="list-style-type: none"> Create a survey that at least 25 people complete. Ask at least 2 questions that will allow participants to identify the princess they think would be the top choice for each question. Choose 2 questions that are relevant, but also that are important to you. Questions could be about character traits, personality, strengths, weaknesses, choices they might make, etc. Analyze the data you collect and create a way to present your findings. Create a new princess that has traits of all 12 of the other Disney princesses. One specific trait should be included that represents each of the 12 princesses. Give your princess a name, create an image of your princess, and design a basic story line for your princess with an introduction, rising action, climax, and falling action. <p>Submit any final documents or files to this Canvas assignment: Twelve Princesses</p>
<p>Optional Extension of Learning</p>  <p>Now that Disney has taken over the Star Wars franchise, many people are saying that Princess Leia should now be considered a Disney Princess. Take a stand and decide whether Princess Leia should be considered a Disney or not. Support your decision with facts and opinions. Be prepared to defend your decision.</p>

Canvas & PBL

- Page with driving questions and PBL details
- Calendar for soft & hard deadlines

- Assignment submissions can be downloaded by teacher

- Peer reviews
- Discussions
- Quizzes/Survey



- Page that students can edit and continually add questions & answers
- Discussions - Teacher/students post questions and others answer

- Flexible content for learning and research
- Assignments

- Peer reviews
- Discussions

Station Rotation - One of Many or All Stations

- Station Rotations are NOT just for elementary students
- Include a teacher led station to work with small groups while others are working
- Not every station has to use canvas or be digital
- All stations should have a common theme, standard, or topic

